



Model 20XL

Water Pressure Reducing Valve with Integral Strainer

Application

Ideal for use where Lead-Free* valves are required. Designed for installation on potable water lines to reduce high inlet pressure to a lower outlet pressure. The integral strainer makes this device most suitable for residential and water systems that require frequent cleaning of sediment and debris. The direct acting integral by-pass design prevents buildup of excessive system pressure caused by thermal expansion. The balanced stem design enables the pressure reducing valve (PRV) to react in a smooth and responsive manner to changes in system flow demand, while at the same time, providing protection from inlet pressure changes.

Standards Compliance


- ASSE® Listed 1003
- IAPMO® Listed
- CSA® Certified B356
- Meets the requirements of NSF/ANSI/CAN 61

Materials

Main Valve Body	Lead-Free* cast bronze
Bell Housing	UV resistant polymer composite
Stem	Lead-Free* brass
Elastomers	EPDM, Buna nitrile
Cartridge	Acetal
Spring	300 series stainless steel
Strainer Screen	300 series stainless steel
*(0.25% MAX. WEIGHTED AVERAGE LEAD CONTENT)	

Features

Sizes	3/4", 1"
Max. working water pressure	300 psi
Max. working water temperature	140°F
Reduced pressure range	25 to 75 psi
Factory preset	50 psi
Threaded connections (FNPT)	ANSI B1.20.1
Copper connections (female)	ANSI B16.22



Options

- ☐ - standard with single FNPT union connection
- ☐ C - with female copper sweat union connection
- ☐ DU - with double FNPT union connections
- ☐ DUC - with double female copper sweat union connections
- ☐ DULU - with two integral FNPT connections (no unions)
- ☐ PEX - with integral male crimp pex (ASTM F1807) barb connections for cross-linked polyethylene tubing
- ☐ EPEX - with integral male expansion pex (ASTM F1960) barb connections for cross-linked polyethylene tubing

Accessories

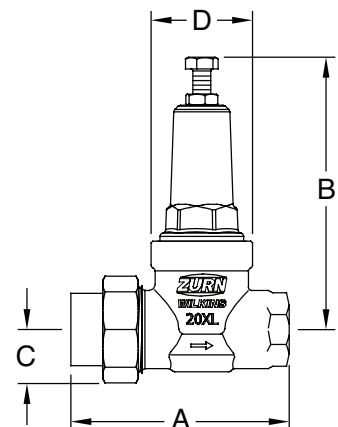
- ☐ RK34-1-20XL Repair kit, for all 3/4" and 1" 20XL In-line Spacer Nipple Kits
- ☐ SPK34-20XL 3/4" with FNPT union connections
- ☐ SPK34-20XLC 3/4" with copper sweat union connections
- ☐ SPK1-20XL 1" with FNPT union connections
- ☐ SPK1-20XLC 1" with copper sweat union connections

Retrofit Kits: Order and Install with 20XLDULU to replace existing PRV

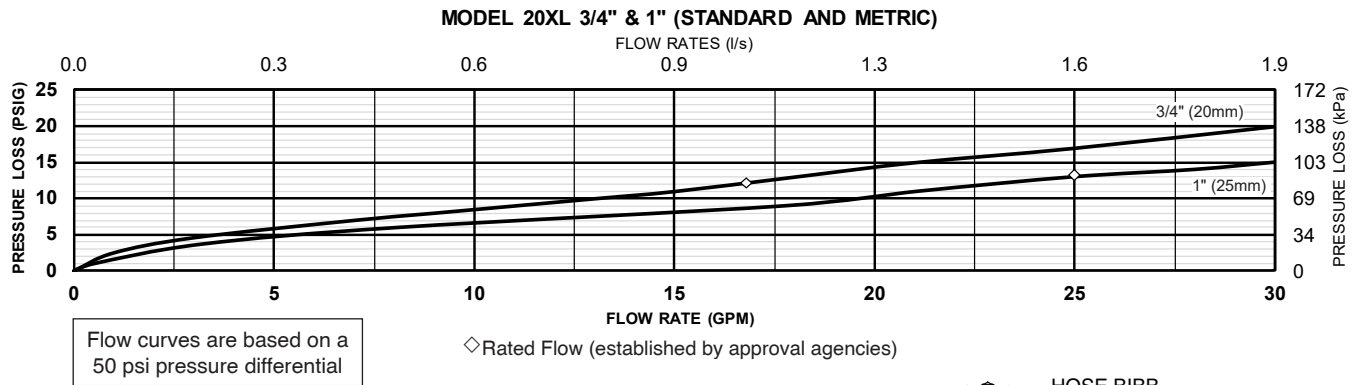
RETROFIT KIT	EXISTING INSTALLATION TYPE:	SINGLE UNION				DOUBLE UNION			
	EXISTING MODEL:	NR3XL, NR3, BR4		70XL, 70		NR3XL, NR3, BR4		70XL, 70	
	SIZE:	3/4"	1"	3/4"	1"	3/4"	1"	3/4"	1"
	RFK34-NR3-20XL	•				•			
	RFK1-NR3-20XL		•				•		
	RFK34-70-20XL			•					
	RFK34-70DU-20XL							•	
	RFK1-70-20XL				•				•

Dimensions & Weights (do not include pkg.)

SIZE		CONNECTIONS	DIMENSIONS										WEIGHT	
			A		B		C		D		ROUGH-IN LENGTH			
in.	mm		in.	mm	in.	mm	in.	mm	in.	mm	in.	mm	lbs.	kg
3/4	20	LESS UNION	2 15/16	75	4 11/16	119	7/8	22	1 3/4	44	1 7/8	48	1.0	0.5
3/4	20	SINGLE UNION	3 7/8	98	4 11/16	119	7/8	22	1 3/4	44	2 13/16	71	1.2	0.5
3/4	20	DOUBLE UNION	4 7/8	124	4 11/16	119	7/8	22	1 3/4	44	3 13/16	97	1.5	0.7
3/4	20	CRIMP PEX	4 3/16	106	4 11/16	119	3/4	20	1 3/4	44	2 7/8	73	0.8	0.4
3/4	20	EXPANSION PEX	4 9/16	116	4 11/16	119	3/4	20	1 3/4	44	2 11/16	68	1.0	0.5
1	25	LESS UNION	3 1/4	83	4 11/16	119	1 1/16	27	1 3/4	44	1 7/8	48	1.1	0.5
1	25	SINGLE UNION	4 1/8	105	4 11/16	119	1 1/16	27	1 3/4	44	2 13/16	72	1.4	0.6
1	25	DOUBLE UNION	5 1/16	129	4 11/16	119	1 1/16	27	1 3/4	44	3 3/4	95	1.7	0.8
1	25	CRIMP PEX	4 1/4	108	4 11/16	119	3/4	20	1 3/4	44	2 11/16	68	0.9	0.4
1	25	EXPANSION PEX	5 1/16	129	4 11/16	119	3/4	20	1 3/4	44	2 11/16	68	1.0	0.5



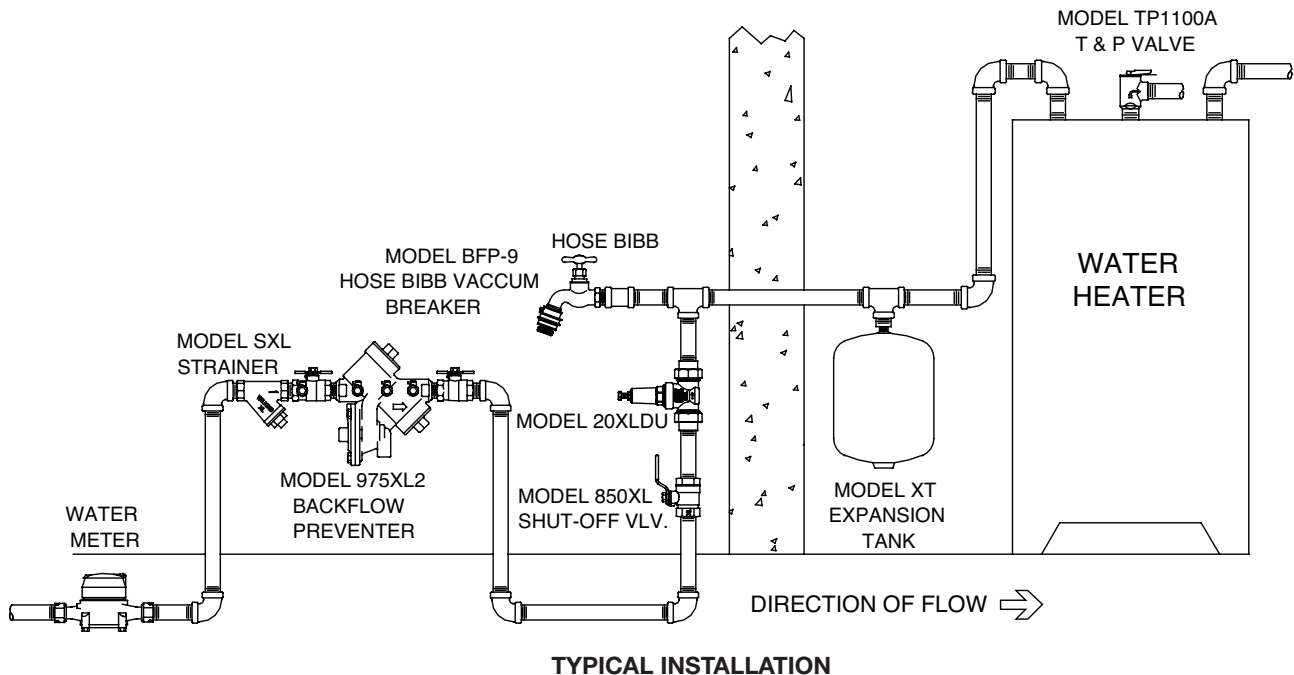
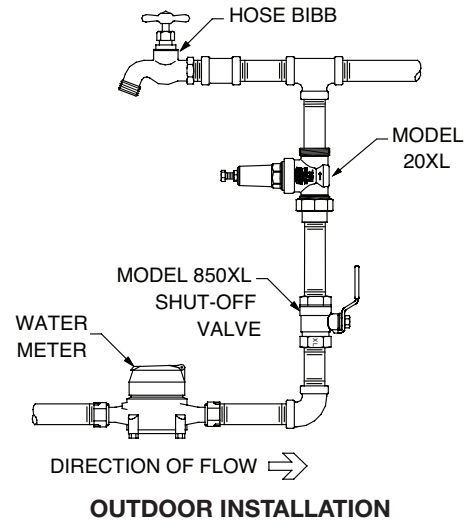
Flow Characteristics



Typical Installation

Local codes shall govern installation requirements. Unless otherwise specified, the assembly shall be mounted in accordance with the latest edition of the Uniform Plumbing Code. The Model 20XL may be installed in any position. The assembly shall be installed with sufficient side clearance for testing and maintenance. Multiple installations are recommended for wide demand variations or where the desired pressure reduction is more than 4 to 1 (ie: 200 psi inlet reduced to 50 psi outlet).

CAUTION: Anytime a pressure reducing valve is adjusted, a pressure gauge must be used downstream to verify correct pressure setting. Do not bottom adjustment bolt on bell housing. For pex tube installations, do not exceed the rated pressure or temperature of the tube. Consult with the tubing specification sheet for details.



Specifications

The Water Pressure Reducing Valve shall be certified to NSF/ANSI/CAN 61, ASSE® Listed 1003, and CSA® Certified B356, available with single union, double union, less union, crimp pex and expansion pex end connections. The main body shall be Lead-Free* cast bronze alloy. The bell shall be UV resistant polymer composite. The integral strainer screen shall be 300 series stainless steel. The cartridge shall incorporate an integral seat. The integral by-pass shall prevent excessive system pressure caused by thermal expansion. The seat disc elastomer shall be EPDM. The assembly shall be accessible for maintenance without removing the device from the line. The Water Pressure Reducing Valve shall be a ZURN WILKINS Model 20XL.