



BEVERAGE-AIR®

| | |
|-----------------|------------|
| Project: _____ | AIA# _____ |
| Item: _____ | |
| Location: _____ | SIS# _____ |
| Approved: _____ | |

WTR34HC WORKTOP REFRIGERATOR

SHALLOW DEPTH WORKTOP WTR34HC Solid Door Refrigerator Hydrocarbon Series

**MODEL:
WTR34HC**



*Note: Shown with optional full electronic control

**7 Year Parts/Labor Warranty
7 Year Compressor Warranty**

CABINET CONSTRUCTION

- Stainless steel front, sides, door and grille (galvanized back & bottom)
- Interior liner is made of corrosion resistant aluminum
- Stainless steel top for added durability
- 4" Removable backsplash for flexibility and ease of cleaning
- Mechanical control
- Interior thermometer is standard
- Self-closing doors with 120° stay-open feature, on cartridge style hinges
- Magnetic gasket attached to each door for positive seal
- 6" Casters, two (2) with brakes standard
- Four (4) epoxy-coated steel wire shelves
- Field-reversible doors (hinge kit not included)

OPTIONS & ACCESSORIES

- Stainless steel back
- Stainless steel interior
- 16 Gauge stainless steel top
- Full electronic control*
- Additional shelves
- Shelf clips
- Glass door option
- Right or left hinged door
- Locks (solid doors only)
- Wire shelf divider
- Cutting board
- 3" Casters
- 6" Legs (stainless steel, black or seismic/flange)
- Low profile casters
- Roller kit
- Remote option** (see note on back on page)

REFRIGERATION SYSTEM

- Uses environmentally friendly, energy efficient R290 refrigerant, and meets all regulatory requirements for CARB, SNAP, DOE & more
- Adaptive defrost
- Epoxy coated evaporator coil
- Refrigerators capable of maintaining product temperature between 36°F and 38°F



Please verify qualifying units by visiting:
www.energystar.gov/cfs

3779 Champion Blvd., Winston-Salem, NC 27105
1-888-845-9800 Fax: 1-336-245-6453
Beverage-Air.com Sales@bevair.com



BEVERAGE-AIR®

| MODEL | WTR34HC |
|------------------------------------|--------------------|
| EXTERNAL DIMENSIONAL DATA | |
| Width Overall | 34" |
| Depth Overall with Handle & Bumper | 24 1/2" |
| Height Overall with 6" Casters | 36 1/8" |
| Number of Doors | 2 |
| Depth with Door Open 90° | 38" |
| Door Openings | 13 1/8" x 18" |
| INTERNAL DIMENSIONAL DATA | |
| NET Capacity (cubic ft.) | 5.96 |
| Internal Width Overall (in) | 30" |
| Internal Depth Overall (in) | 13" |
| Internal Height Overall (in) | 19 1/2" |
| Number of Shelves | 4 |
| ELECTRICAL DATA | |
| Full Load Amperes | 2.0 |
| REFRIGERATION DATA | |
| Horsepower | 1/6 |
| Capacity (BTU/Hr) | 1110 |
| Heat Rejection (BTU/Hr) | 1665 |
| Charge (lbs/grams/ounces) | 0.1323 / 60 / 2.12 |
| SHIPPING DATA | |
| Gross Weight - Crated | 171 lbs |
| Height - Crated | 32" |
| Width - Crated | 37" |
| Depth - Crated | 25" |

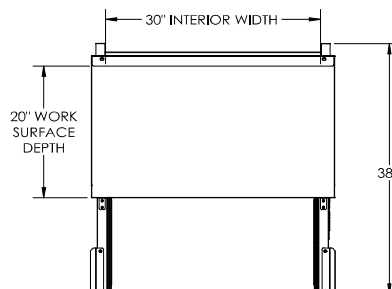
**NOTE: Remote units are field wired and come with 6" legs.
Refrigerant must be specified at time of order.

We reserve the right to change specifications and product design without notice.
Such revisions do not entitle the buyer to corresponding changes, improvements,
additions or replacements for previously purchased equipment. Dimensional
tolerances +/- 1/4". Metric dimensions (MM).

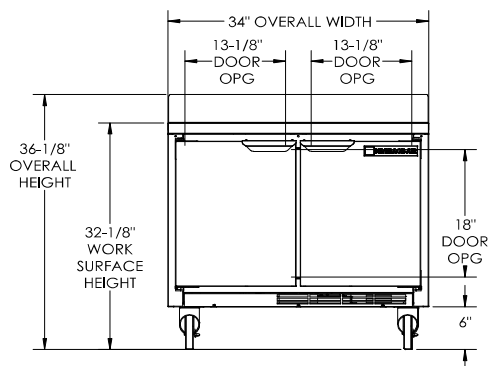
Worktop Refrigerator - Shallow Depth Model: WTR34HC

Model Views

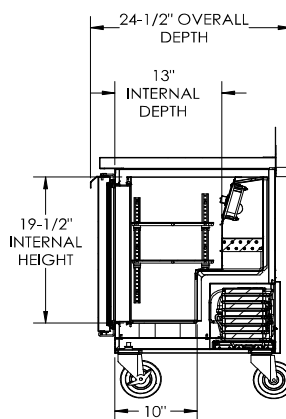
Required Clearance: 3" Bottom & 2" Rear



PLAN VIEW



ELEVATION VIEW



SIDE VIEW



ELECTRICAL CONNECTION



115/60/1
NEMA 5-15P

Unit pre-wired at factory
and include 8' long cord
and plug set.

3779 Champion Blvd., Winston-Salem, NC 27105 1-888-845-9800 Fax: 1-336-245-6453 Beverage-Air.com Sales@bevair.com

