



Waterloo Deck Mount Hands-Free Sensor Faucet with 5 1/2" Surgical Bend Gooseneck Spout

#750EFDMGS




Item #: 750EFDMGS Qty: _____
 Project: _____
 Approval: _____ Date: _____




Features

- 2.2 GPM flow rate
- Deck-mounted single base, (1) 18" stainless steel supply line to connect module to faucet
- Mixing valve, (2) 18" stainless steel supply lines, 1/2" NPSM x 3/8" female fittings
- Solid chrome-plated brass construction for long life
- Includes AC adapter and control module, can operate on batteries

Certifications

 1-15P
  3/8" Water Connection
  ADA Compliant

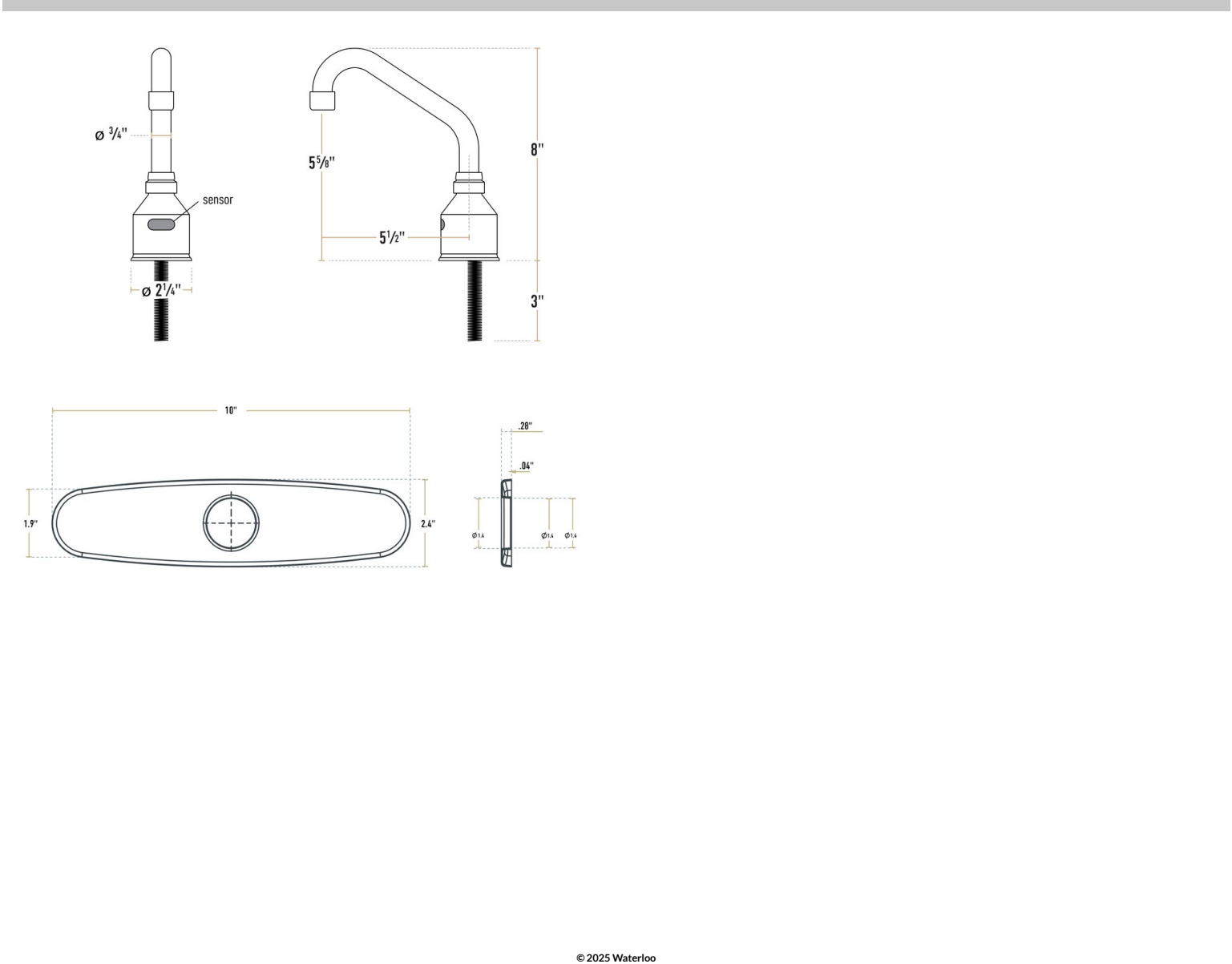
 CSA, US and Canada

Technical Data

Spout Length	5 1/2 Inches
Faucet Height	8 Inches
Adjustable Sensor Range	1 Inches 8 Inches
Battery Type	AA
Faucet Centers	Single
Features	ASME A112.18.1-2018 / CSA B125.1-18 Hands Free NSF/ANSI 372 NSF/ANSI 61

Technical Data	
Finish	Chrome
Flow Rate	2.2 GPM
Included	Flex Inlets
Material	Brass
Mounting Holes Required	1 Mounting Hole
Mounting Style	Deck Mounted
Power Type	AC Adapter Battery
Pressure Rating	60 PSI
Spout Clearance	5 5/8 Inches
Spout Type	Gooseneck
Temperature Rating	194 Degrees F
Type	Touchless Faucets
Water Inlet Size	3/8 Inches

Plan View




Notes & Details

This Waterloo deck mounted hands-free sensor faucet is the perfect solution when you need a dependable water fixture for your facility's restrooms and hand-washing areas! It features a 5 1/2" long gooseneck spout, with a chrome-plated finish and an attractive rounded base to provide a contemporary and refined look wherever it's installed. Additionally, the spout features a surgical bend design that is perfect for healthcare applications.

It has an infrared proximity sensor with a 30 second timeout feature and an adjustable range of 1"-8". Because a sensor activates the water flow, it has several advantages over a traditional handle-style faucet. It is hands-free, which reduces the opportunity for germs to length, and it also prevents the faucet from running when it's not needed, which helps to cut down on your water bill.

The UL certified AC adapter with a Level VI efficiency rating is included to provide power for the faucet's control module, which installs below the countertop and connects to the faucet with an 18" flexible supply line. Or, you can also use (4) AA batteries if an outlet isn't convenient, and to provide backup power in case of an outage. A mixing valve also allows you to easily set the output temperature to the desired level. This prevents burned hands from water that is too hot, while still ensuring that the water is warm enough for users to effectively wash their hands. A pair of 18" flexible stainless steel connectors with 1/2" NPSM female x 3/8" female compression fittings connect the mixing valve to your building's water lines.

Waterloo sensor faucets provide the industry-leading quality you expect. With heavy chrome-plated brass faucet bodies and certifications from a wide range of national and local regulatory agencies, you can install this model with confidence. And to give you total peace of mind, it comes with a 3-year replacement warranty.

 **WARNING:** This product can expose you to chemicals including lead, which are known to the State of California to cause cancer and birth defects or other reproductive harm. For more information, go to www.p65warnings.ca.gov.