



**Project:**

**Item Number:**

**Quantity:**

## FLUSH MOUNT HEATED SHELF DROP-IN



### ITEMS

Item Numbers	Shelf Material	Length (IN (CM))
FC-4HS-24120-SSF	Natural Stainless Steel Finish	24" (61)
FC-4HS-30120-SSF		30" (76.2)
FC-4HS-36120-SSF		36" (91.4)
FC-4HS-42120-SSF		42" (106.7)
FC-4HS-48120-SSF		48" (121.9)
FC-4HS-54120-SSF		54" (137.2)
FC-4HS-60120-SSF		60" (152.4)
FC-4HS-66120-SSF		66" (167.6)
FC-4HS-72120-SSF		72" (182.9)
FC-4HS-24120-BKF	Black Aluminum Hardcoat Finish	24" (61)
FC-4HS-30120-BKF		30" (76.2)
FC-4HS-36120-BKF		36" (91.4)
FC-4HS-42120-BKF		42" (106.7)
FC-4HS-48120-BKF		48" (121.9)
FC-4HS-54120-BKF		54" (137.2)
FC-4HS-60120-BKF		60" (152.4)
FC-4HS-66120-BKF		66" (167.6)
FC-4HS-72120-BKF		72" (182.9)

### DESCRIPTION

Vollrath's Flush Mount Heated Shelf Drop-ins are ideal for grab-n-go hot food self-serve food operations and for buffets.

Flush Mount Heated Shelf Drop-ins are sized to uniformly align with other Vollrath drop-ins for a clean visual presentation.

### WARRANTY

All models shown come with Vollrath's standard warranty against defects in materials and workmanship. For full warranty details, please refer to [www.Vollrath.com](http://www.Vollrath.com).

### AGENCY LISTINGS



Due to continued product improvement, please consult [www.vollrath.com](http://www.vollrath.com) for current product specifications.

### FEATURES

- Available in stainless steel or black aluminum hardcoat
- Two separate warming zones can be used individually or together for maximum energy efficiency during low and peak serving times
- Warming zones are easily identified by stamped marks
- Nine heat settings
- Digital thermostatic heat control keeps food warm without affecting the quality of the food
- Zero-clearance design enables the drop-in to be installed into most countertop materials. See environment requirements below.
- 6 ft (1.8 m) power cord with plug
- 5 ft (1.5 m) control cord

**Note:** Heated shelves are intended to keep wrapped or plated hot food at serving temperature for a short period of time.

**Note:** When pairing with a Vollrath heat strip, select a heat strip one size longer than the heated shelf drop-in. Follow the recommended mounting heights and UL clearance requirements listed on the heat strip specification sheet on [Vollrath.com](http://Vollrath.com)

**Note:** For use with countertops up to 2" (5.1 cm) thick.

### ENVIRONMENT REQUIREMENTS

- Indoor use only.
- Maximum surface temperature of the shelf is 200°F (93.3°C). Verify countertop material specs to confirm material is suitable.

Approvals	Date



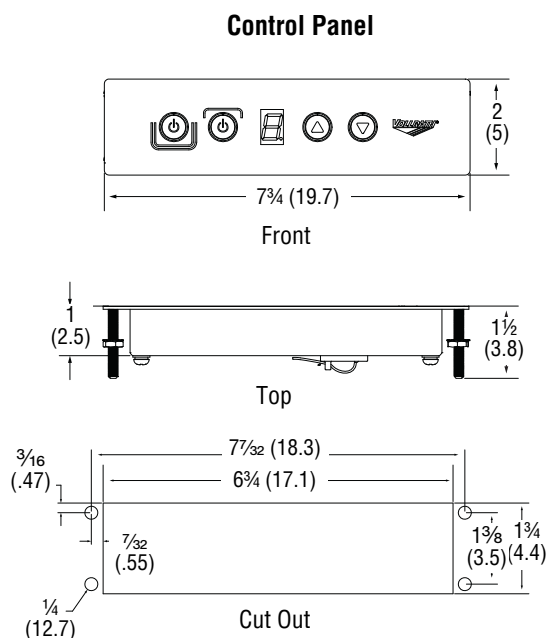
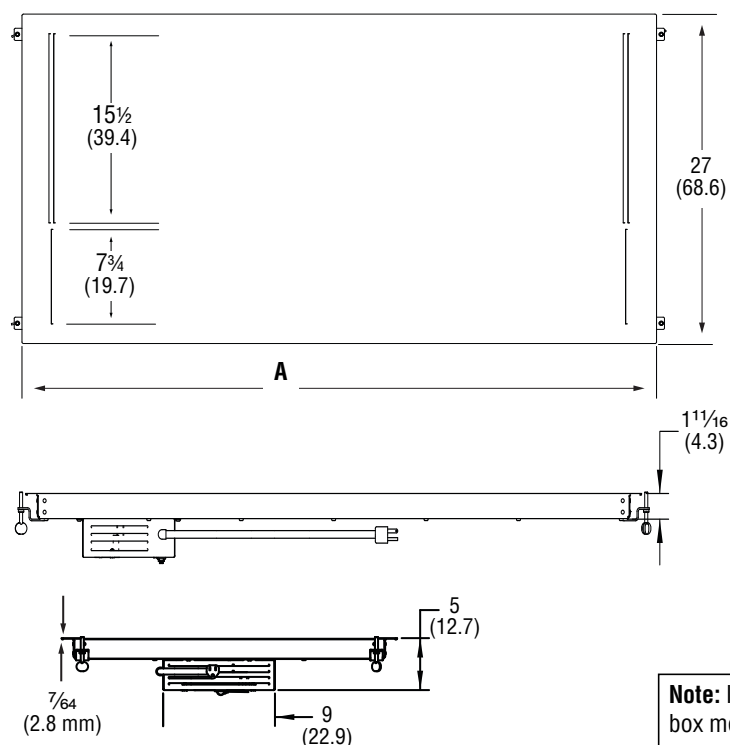
[www.vollrath.com](http://www.vollrath.com)

**The Vollrath Company, L.L.C.**  
1236 North 18th Street  
Sheboygan, WI 53081-3201 U.S.A.  
Main Tel: 800.624.2051 or 920.457.4851  
Main Fax: 800.752.5620 or 920.459.6573  
Customer Service: 800.628.0830  
Canada Customer Service: 800.695.8560

Technical Services  
[techservicereps@vollrathco.com](mailto:techservicereps@vollrathco.com)  
Induction Products: 800.825.6036  
Countertop Warming Products: 800.354.1970  
All Other Products: 800.628.0832

# FLUSH MOUNT HEATED SHELF DROP-IN

## DIMENSIONS (Shown in inches (cm))

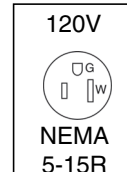


**Note:** If service is needed after installation, access to the electrical box mounted to the underside of the shelf is required. Allow for access in the surrounding cabinetry.

## SPECIFICATIONS

Item No.	Material	Max Weight Capacity	Dimensions IN (cm)		Voltage	Watts	Amps	Hz	Weight Lb (kg)	Plug
			(A) Overall	Shelf Cutout						
FC-4HS-24120-SSF	Stainless Steel	50 (22.7)	26 (66)	24 1/2 x 25 1/4 (62.2 x 64.1)	120	304	2.5	60	29.9 (13.6)	NEMA 5-15P
FC-4HS-24120-BKF	Aluminum Hardcoat								23.1 (10.5)	
FC-4HS-30120-SSF	Stainless Steel	78 (35.4)	32 (81.3)	30 1/2 x 25 1/4 (77.5 x 64.1)		386	3.2		35.3 (16)	
FC-4HS-30120-BKF	Aluminum Hardcoat								27 (12.2)	
FC-4HS-36120-SSF	Stainless Steel	106 (48)	38 (96.5)	36 1/2 x 25 1/4 (92.7 x 64.1)		468	3.9		41 (18.6)	
FC-4HS-36120-BKF	Aluminum Hardcoat								31.2 (14.2)	
FC-4HS-42120-SSF	Stainless Steel	134 (60.8)	44 (111.7)	42 1/2 x 25 1/4 (107.9 x 64.1)		549	4.6		46.4 (21)	
FC-4HS-42120-BKF	Aluminum Hardcoat								35.2 (16)	
FC-4HS-48120-SSF	Stainless Steel	163 (73.9)	50 (127)	48 1/2 x 25 1/4 (123.2 x 64.1)		631	5.3		54.3 (24.6)	
FC-4HS-48120-BKF	Aluminum Hardcoat								41.5 (18.8)	
FC-4HS-54120-SSF	Stainless Steel	191 (86.6)	56 (142.2)	54 1/2 x 25 1/4 (138.4 x 64.1)		712	5.9		60 (27.2)	
FC-4HS-54120-BKF	Aluminum Hardcoat								45.7 (20.7)	
FC-4HS-60120-SSF	Stainless Steel	219 (99.3)	62 (157.5)	60 1/2 x 25 1/4 (153.7 x 64.1)		794	6.6		65.3 (29.6)	
FC-4HS-60120-BKF	Aluminum Hardcoat								49.6 (22.5)	
FC-4HS-66120-SSF	Stainless Steel	247 (112)	68 (172.7)	66 1/2 x 25 1/4 (168.9 x 64.1)		876	7.3		71 (32.2)	
FC-4HS-66120-BKF	Aluminum Hardcoat								53.8 (24.4)	
FC-4HS-72120-SSF	Stainless Steel	275 (124.7)	74 (188)	72 1/2 x 25 1/4 (184.2 x 64.1)		957	8.0		76.7 (34.8)	
FC-4HS-72120-BKF	Aluminum Hardcoat								57.8 (26.2)	

### Receptacle



**NOTICE:**  
Do NOT modify the cord or plug on the drop-in. Modifying any component may damage the drop-in or cause injury, and will void the warranty.



www.vollrath.com

### The Vollrath Company, L.L.C.

1236 North 18th Street  
Sheboygan, WI 53081-3201 U.S.A.  
Main Tel: 800.624.2051 or 920.457.4851  
Main Fax: 800.752.5620 or 920.459.6573  
Customer Service: 800.628.0830  
Canada Customer Service: 800.695.8560

Technical Services  
techservicereps@vollrathco.com  
Induction Products: 800.825.6036  
Countertop Warming Products: 800.354.1970  
All Other Products: 800.628.0832