



MODEL SB-200, 400, 600, 800 SERIES SERVICEPTOR MOP SINKS WITH PLAIN SHOULDERS

The most complete line of terrazzo Serviceptors for corner, recessed, pier or island installations, we offer square or rectangular models in a choice of 4 sizes. All models have plain shoulders.

Tiling flange is across back and on left side on model numbers ending in "L" or across back and on right side on model numbers ending in "R". Tiling flanges are optional, made of stainless steel, and extend 1" above the shoulder on 1, 2, or 3 sides, as required.



(Shown above) SB-400

FEATURES

- Terrazzo is composed of pearl gray marble chips cast in white Portland cement which produces a compressive strength of 3000 PSI seven days after casting; then ground smooth, grouted and sealed to resist stains and moisture.
- Mop service basin shall meet requirements CSA B45.8-18 / IAPMO Z403-2018.
- The Serviceptor series shoulders have 12" high outside measurements, 9-3/4" high inside measurement, and are 1-1/4" wide.
- Drain shall be stainless steel cast integral with removable stainless steel strainer, and sized for a gasket (QDC3XH000 included for 3" XHCI, plastic or steel pipe) or a caulked lead connection not less than 1" deep to a 3" pipe.
- Custom configurations available - Drain positions, overall sizes, integral stainless steel caps or tiling flanges options. Call for more information and pricing.

OPTIONAL COMPONENTS

- ☐ **S223-0003:** Lint Basket
- ☐ **BP:** Back Panels - 24", 24"x36", 28", 30", 32", 26"
- ☐ **V-70:** Vinyl Bumper Guards
- ☐ **A-20:** Aluminum Bumper Guards
- ☐ **T-10-VB:** Mop Sink Faucet - Rough Chrome
- ☐ **T-15-VB:** Mop Sink Faucet - Polished Chrome
- ☐ **T-35:** 30" Hose and Wall Bracket
- ☐ **T-40:** Stainless Steel Mop Hanger
- ☐ **T-40-SF:** Stainless Steel Shelf
- ☐ **QDC3SN000:** Quick Connect Gasket for 3" SV and NHCI Pipe
- ☐ **QDC32000:** Quick Connect Gasket for 2" PVC and Iron Pipe

Pricing for optional components can be found at [sternwilliams.com/pricing/](https://www.sternwilliams.com/pricing/)



ORDERING OPTIONS

Part Number

SB- 0 -

Size

☐ 2: 36x24x12"

☐ 4: 36x36x12"

☐ 6: 32x32x12"

☐ 8: 24x24x12"

of Flanges

☐ 0

☐ 1

☐ 2

☐ 3

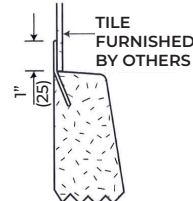
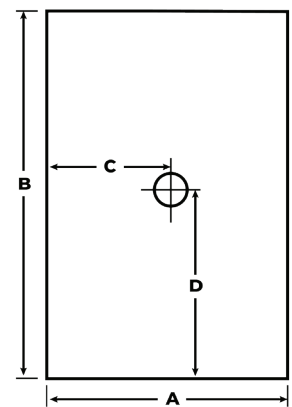
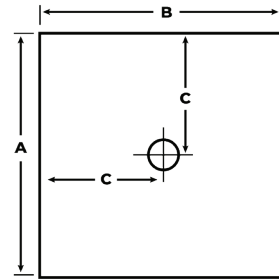
Flanges Across Back (SB-200 Only)

- ☐ L
- ☐ R

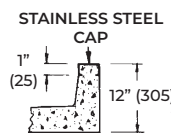
DIMENSIONS

All dimensions subject to manufacturing variance of plus or minus 1/4" (6 mm)

MODEL	TILING FLANGES	SIZE	A	B	C	D
SB-800	0	24x24x12	24	24	12	—
SB-801	1	24x24x12	24	24	12	—
SB-802	2	24x24x12	24	24	12	—
SB-803	3	24x24x12	24	24	12	—
SB-600	0	32x32x12	32	32	16	—
SB-601	1	32x32x12	32	32	16	—
SB-602	2	32x32x12	32	32	16	—
SB-603	3	32x32x12	32	32	16	—
SB-400	0	36x36x12	36	36	18	—
SB-401	1	36x36x12	36	36	18	—
SB-402	2	36x36x12	36	36	18	—
SB-403	3	36x36x12	36	36	18	—
SB-200	0	36x24x12	24	36	12	18
SB-201	1	36x24x12	24	36	12	18
SB-202-L	2	36x24x12	24	36	12	18
SB-202-R	2	36x24x12	24	36	12	18
SB-203	3	36x24x12	24	36	12	18

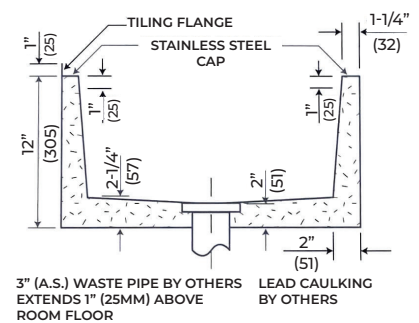


CAST INTEGRAL TILING FLANGE



STAINLESS STEEL CAP

CROSS SECTION



SPECS

Furnish and install mop service basin (mop sink) manufactured by Stern-Williams using white Portland cement. The terrazzo material shall have a compressive strength not less than 3000 PSI after full cure. Mop service basin shall meet requirements CSA B45.8-18 / IAPMO Z403-2018. All exposed terrazzo surfaces shall be ground smooth, grouted, and factory sealed to resist stains and moisture. Mop service basins include a stainless drain body that is cast integral to the basin with a stainless steel strainer. Drain shall have inside connection to a 3" pipe sealed with factory provided gasket. Shall be made in the USA.

Stern-Williams offers optional integral casted stainless steel caps, tiling flanges or lint basket. Shall be made in the USA.