

Floor Mount Stainless Steel Utility Sink

Model	Flow-Rate
U2424F	Standard 2.0 GPM
U2424F-0.5	Low-Flow 0.5 GPM

Product Specifications

Built to last using 14-gauge, type 304 stainless steel. Seamless welded construction with a 1-1/2" rolled rim on front and sides. Exposed surfaces have a uniformed satin finish.

Outside Dimensions	27" x 27-1/2" x 45-1/2" High
Inside Bowl Size	24" x 24" x 12" Deep
Back Splash Height	8"
Faucet Mounting Center	8"
Faucet Mounting Holes	7/8"
Water Activation	Manual Faucet with 4" Handles
Flow Rate	2 GPM
Inlet Connections	1/2" Male NPT
Drain Opening	3-1/2"
Finish	Satin
Strainer	Basket Type

Includes

- (1) Wall mount sink
- (1) 8" on center faucet
- (1) Faucet mounting kit
- (1) Wall-mounting bracket
- (2) Support brackets
- (1) Strainer assembly with basket

Product Compliance

NSF/ANSI 2 Food Equipment
NSF/ANSI 61, Section 9
ASME A112.18.1/CSA B125.1



Part: _____ Quantity: _____

Project: _____

Contact: _____

Date: _____

Approval: _____

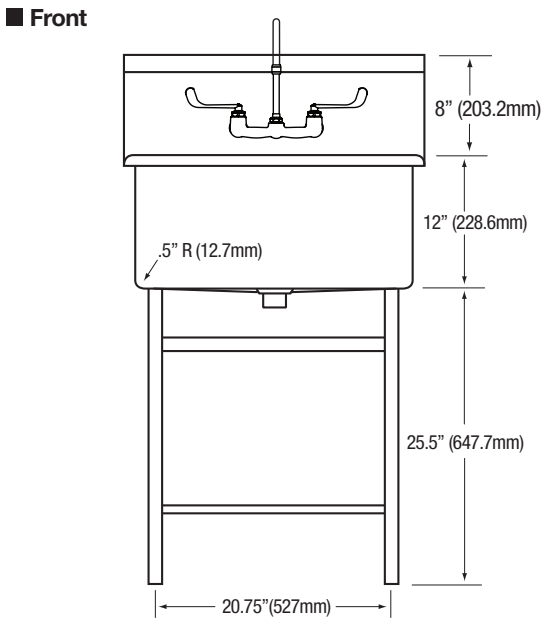
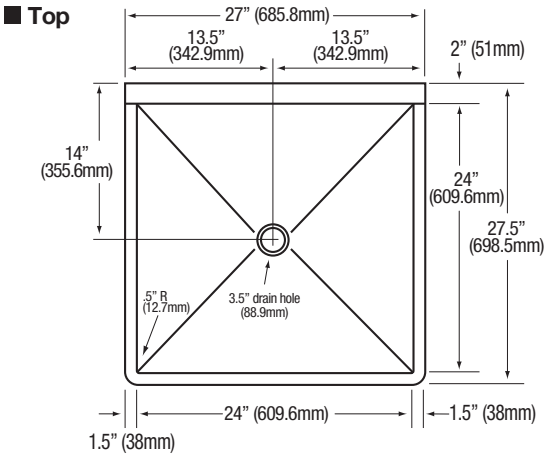
Notes:



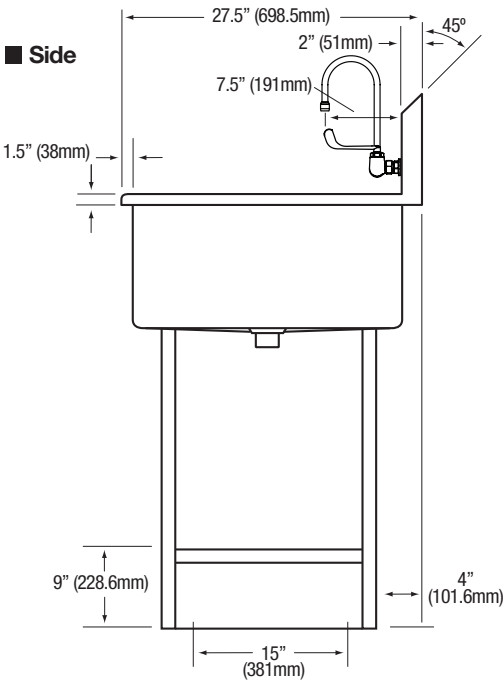
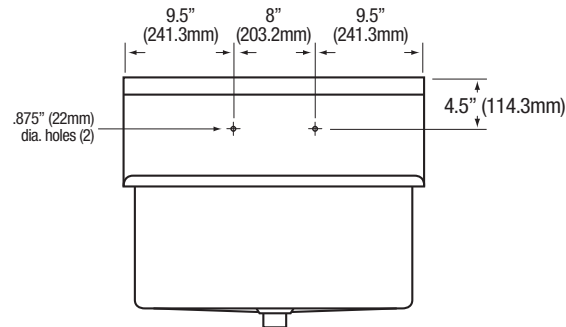
WARNING: Equipment that include faucets on this page may contain a chemical known to the State of California to cause cancer, birth defects or other reproductive harm.

COLUMBIA PRODUCTS
800.626.2117 • columbiasinks.com • info@columbiasinks.com

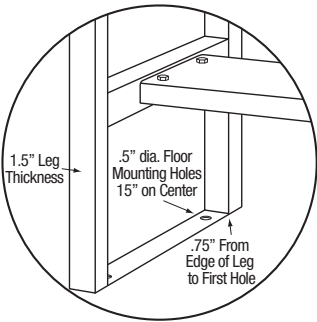
Floor Mount Stainless Steel Utility Sink
Models U2424F and U2424F-0.5



■ Hole Configuration



■ Floor Mounting Detail



■ Supply Line Detail

