

## Hands-Free Wall Mount Stainless Steel Sink

Model	Flow-Rate
607L	Standard 2.0 GPM
607L-0.5	Low-Flow 0.5 GPM

### Product Specifications

Hands-Free operation is ideal for use in food service applications. Deep drawn from heavy duty 18-gauge type 304 stainless steel with large rounded corners. Exposed surfaces have an electropolished finish to enhance resistance to corrosion, reduce any bacterial growth and make for easier cleaning. Specially designed knee valve provides easy access to working parts without disconnecting mount or plumbing.

Outside Dimensions	16" x 15-1/2" x 13" High
Inside Bowl Size	14" x 11" x 5" Deep
Back Splash Height	8"
Side Splash Height	8"
Water Activation	Single Knee Pedal Valve
Flow Rate	2 GPM
Inlet Connections	3/8" Male Compression
Drain Opening	2"
Finish	Electropolished
Strainer	1-1/2" Dia. Duo Basket Strainer
Wall Mounting Bracket	1/4" Dia. Mounting Holes

### Includes

- (1) Wall mount sink
- (1) Single knee pedal valve with 2 nuts
- (1) Swivel gooseneck spout with aerator
- (1) Connecting tube for valve to spout connection
- (2) Fittings, brass, 0.375" male compression and 0.375" male NPT
- (1) Mixing check valve
- (1) Wall-mounting bracket
- (1) Strainer assembly with basket

### Product Compliance

NSF/ANSI 2 Food Equipment  
NSF/ANSI 372 Low-Lead



Part: \_\_\_\_\_ Quantity: \_\_\_\_\_

Project: \_\_\_\_\_

Contact: \_\_\_\_\_

Date: \_\_\_\_\_

Approval: \_\_\_\_\_

Notes:



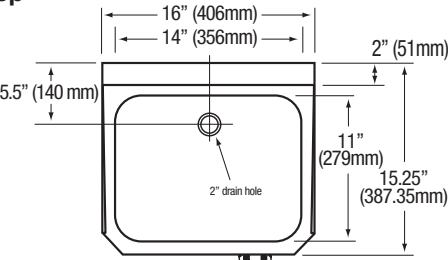
**WARNING:** Equipment that include faucets on this page may contain a chemical known to the State of California to cause cancer, birth defects or other reproductive harm.

**COLUMBIA PRODUCTS**  
800.626.2117 • columbiasinks.com • info@columbiasinks.com

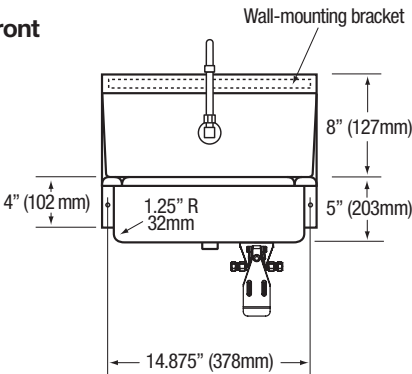
©2021 Columbia Products

Hands-Free Wall Mount Stainless Steel Sink  
Models 607L and 607L-0.5

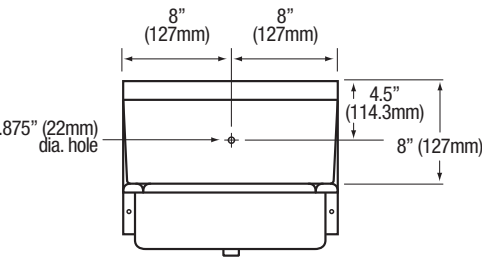
Top



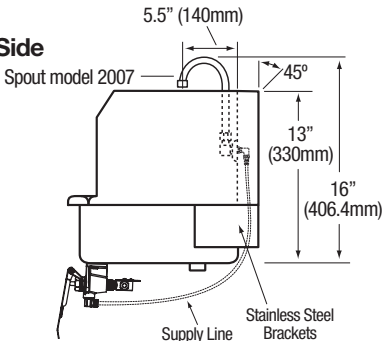
Front



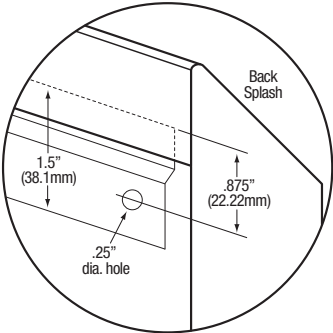
Hole Configuration



Side



Wall Mounting Detail



Supply Line Detail

