

Floor Mount Stainless Steel Sink

Model
5248

Product Specifications

Built to last using 16-gauge, type 304 stainless steel.
Exposed surfaces have a satin finish.

Outside Dimensions	23" x 20-1/2" x 46-1/2" High
Inside Bowl Size	20" x 17" x 9" Deep
Back Splash Height	10-1/2"
Faucet Mounting Centers	8"
Faucet Mounting Holes	7/8" Dia.
Drain Opening	2"
Finish	Satin
Strainer	1-1/2" Dia. Duo Basket Strainer

Includes

- (1) Floor mount sink
- (1) Leg assembly set
- (4) Washers and nuts for connecting sink to leg assembly set
- (1) Strainer assembly with basket

Product Compliance

NSF/ANSI 2 Food Equipment



Part: _____ Quantity: _____

Project: _____

Contact: _____

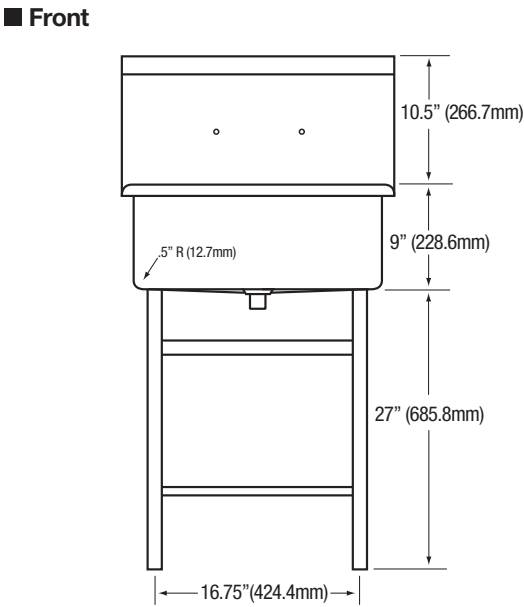
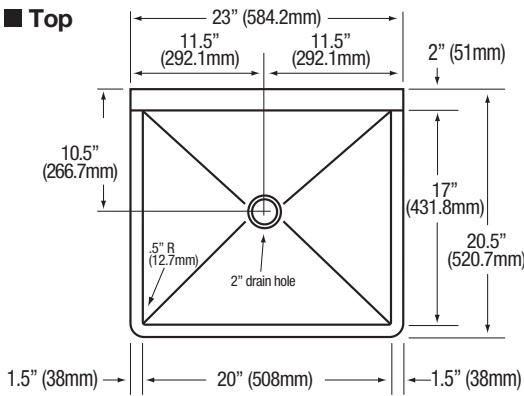
Date: _____

Approval: _____

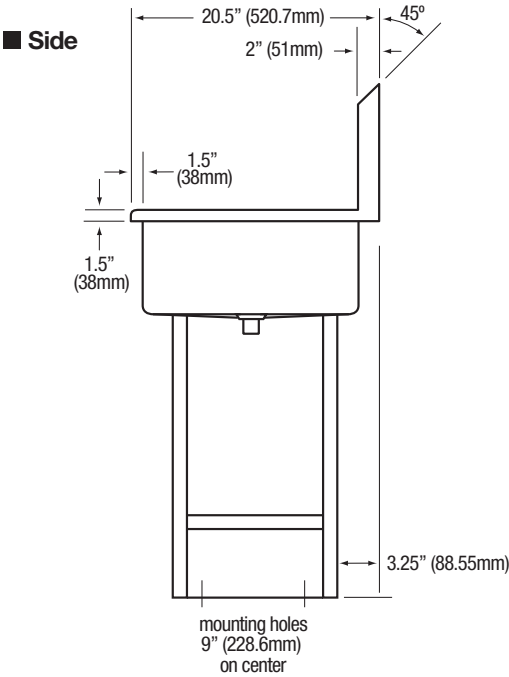
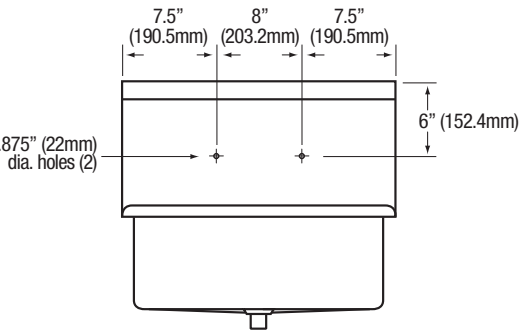
Notes:



Floor Mount Stainless Steel Sink
Model 5248



■ Hole Configurations



■ Floor Mounting Detail

