

RNF-0320

NUGGET ICE MACHINE

Project _____
 Item _____
 Quantity _____
 CSI Section 11400
 Approved _____
 Date _____

Models

- RNF-0320A



RNF-0320A Nugget Ice Machine on Multiplex SV-250 Dispenser

Model RNF-0320A Nugget Ice Machine on D-420 Bin

Standard Features

- Bite sized nugget with 85% ice content offers one of the best ice to water ratios for maximum cooling and minimal drink dilution
- Up to 308 lbs (140 kg) of daily ice production
- Perfect for beverage applications, dispensing, smoothies, and cold therapy
- Can be paired with any Multiplex beverage dispenser for an unbeatable soft drink experience
- High load maintenance free bearings for enhanced reliability
- Evaporator is designed for maximum quality and operating life



Specifications

BTU per hour:

3,075 (average)

4,062 (peak)

Compressor:

Nominal rating: 1/2 HP

Refrigerant:

R-404A

Operating Limits:

- Ambient Temperature Range: 50°-110°F (10°-43°C)
- Water Temperature Range: 37°-90°F (3°-32°C)
- Water Pressure Ice Maker Water In:
Min. 14 psi (96.5 kPa)
Max. 80 psi (551.1 kPa)

Ice Machine Electric

115/60/1 standard. (230/50/1 also available.)

Minimum circuit ampacity:

12.8 amps.


Maximum fuse size:

20 amps.

HACR-type circuit breakers can be used in place of fuses.

Ice Shape

Nugget ice consists of small pieces ranging from 3/8" to 1/2" in width and length on average. Offers a 85% ice to water ratio with a soft, chewable texture while still providing maximum cooling effect and great dispersibility.

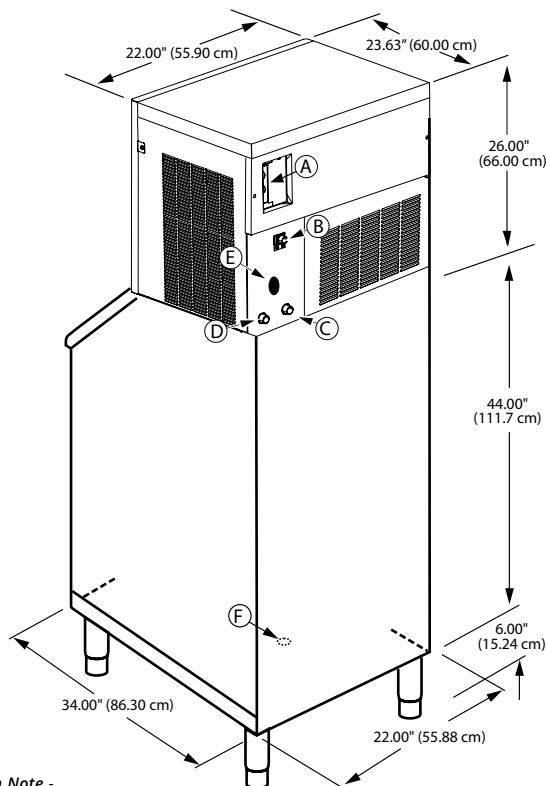


Ice shown actual size



RNF-0320A
NUGGET ICE MACHINE

RNF-0320 on D-420



Installation Note -
Minimum installation clearance:
Top/sides: 8" (20.32 cm),
Back: 5" (12.70 cm).

Dispenser Note -
Verify with the dispenser
manufacturer that the correct
agitator and deflector kit for
nugget ice dispensing is included
with your dispenser purchase. Use
9" Discharge Tube for dispenser
applications (ships standard with
the ice machine).

Space-Saving Designs



RNF-0320A on D-420

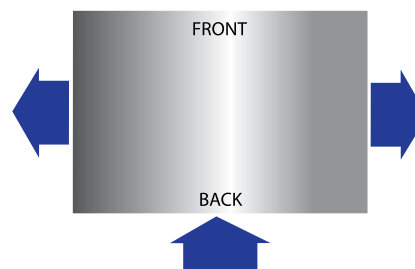
Height	76.00"
	193.00 cm
Width	22.00"
	55.90 cm
Depth	34.00"
	86.36 cm
Bin Storage	310 lbs
	140.7 kg

Height includes adjustable bin legs 6.00" to 7.00", (15.24 to 17.78 cm) set at 6.00" (15.24 cm).

Accessories

K-00443 30" D Style Bin Adapter

Air Flow Overhead View



Air in Back, Out Sides.

Air-Cooled Ice Machine	Model	Ice Shape	Ice Production 24 Hours		Power kWh/100 lbs @ 90°Air/70°F	Potable Water Usage (100 lbs./45.4 kgs of Ice)
			70° Air/50°F Water 21° Air/10° C Water	90° Air/70°F Water 32° Air/21° C Water		
			308 lbs 140 kg	236 lbs 107 kg		
	RNF-0320	Nugget			6.88	12 gal 45.4 L

Welbilt reserves the right to make changes to the design or specifications without prior notice.