

**REGENCY**  
Tables and Sinks

Regency 30" x 72" 16 Gauge Stainless Steel Work Table with Sink - Sink on Right

#60ST3072R



Technical Data

|                     |                 |
|---------------------|-----------------|
| Length              | 72 Inches       |
| Width               | 30 Inches       |
| Height              | 39 Inches       |
| Spout Length        | 12 Inches       |
| Bowl Depth          | 12 Inches       |
| Backsplash Height   | 5 Inches        |
| Faucet Height       | 4 7/8 Inches    |
| Work Surface Height | 34 Inches       |
| Backsplash          | With Backsplash |
| Bowl Front to Back  | 20 Inches       |

Features

- Durable 16 gauge type 304 stainless steel top
- 18 gauge type 430 stainless steel undershelf and hat channels
- Features a 12" deep stainless steel sink with a deck mounted faucet
- Convenient 5" backsplash protects posterior wall
- Stainless steel legs and sockets for maximum support; adjustable bullet feet

Certifications

 NSF Listed

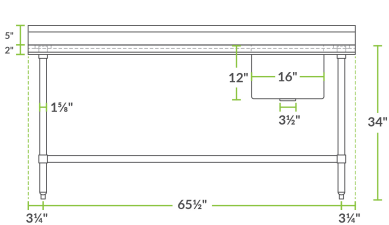
 1/2" Water Connection

Technical Data

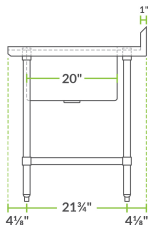
|                         |   |
|-------------------------|---|
| Base Style              | Table with Sink Undershelf                                |
| Bowl Left to Right      | 16 Inches   |
| Faucet Centers          | 4 Inches  |
| Features                | Customizable Height<br>NSF Listed<br>Sink With Undershelf |
| Flow Rate               | 2 GPM   |
| Gauge                   | 16 Gauge  |
| Leg Construction        | Stainless Steel   |
| Number of Legs          | 4 Legs  |
| Size                    | 30" x 72"   |
| Spout Clearance         | 2 11/16 Inches  |
| Spout Type              | Swing   |
| Stainless Steel Type    | Type 304  |
| Table Style             | Undershelf  |
| Tabletop Material       | Stainless Steel   |
| Top Capacity            | 540 lb.   |
| Type                    | Work Tables with Sink                                     |
| Undershelf Capacity     | 410 lb.   |
| Undershelf Construction | Stainless Steel   |
| Usage                   | Standard Duty   |
| Water Inlet Size        | 1/2 Inches  |

Plan View

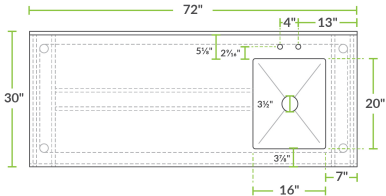
FRONT



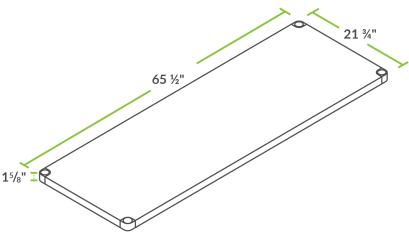
SIDE



TOP



SHELF




## Notes & Details

Complete your commercial kitchen's prep area with this Regency 30" x 72" stainless steel work table with sink! Combining an easy-to-clean, 16 gauge type 304 stainless steel top with a 12" deep sink, this unit is designed to streamline your workflow for maximum efficiency and convenience. Not only does this unit provide plenty of room on its work surface, but it also offers an 18 gauge type 430 stainless steel undershelf secured with aluminum die cast clamps to supply storage space for keeping scales, cutting boards, food storage boxes, and other kitchen appliances within easy reach.

With its integrated 16" x 20" sink, this unit allows you to easily rinse ingredients or wash your hands as you are completing other tasks on the table's work surface. Its 12" deck mounted swing faucet with 4" centers provides excellent clearance, and the included 3 1/2" drain basket has a 1.5" IPS Drain connection and helps collect excess waste particles to eliminate the possibility of clogging. Plus, a 5" backsplash protects your walls from splashes and spills while also preventing items from falling behind the table.

For unparalleled stability, this work table features stainless steel bullet feet and leg sockets that allow you to place the table on uneven floors. Plus, the unit is supported by stainless steel legs and hat channels, providing a solid foundation and long-lasting reliability.

 **WARNING:** This product can expose you to chemicals including Lead and Nickel, which are known to the State of California to cause cancer and birth defects or other reproductive harm. For more information, go to [www.p65warnings.ca.gov](http://www.p65warnings.ca.gov).