

**REGENCY**  
Tables and Sinks

**Regency 48" x 17 1/2" Hand Sink with (2) 8" Center Faucets**  
#600FHDMSF1848




**Technical Data**

Length	48 Inches
Width	17 1/2 Inches
Height	43 1/2 Inches
Spout Length	3 1/2 Inches
Bowl Depth	8 Inches
Backsplash Height	3 1/2 Inches
Faucet Height	8 Inches
Backsplash	With Backsplash
Basket Drain Size	3 1/2 Inches
Bowl Front to Back	14 Inches

**Features**

- 16 gauge type 304 stainless steel sink with 3 1/2" backsplash
- 2 chrome-plated brass faucets with 3 1/2" long x 8" tall swivel gooseneck spouts
- 2 GPM flow rate with a maximum temperature of 140 degrees Fahrenheit
- Faucets mount on sets of 8" centers and offer easy-to-use lever handles
- Comes with a 3 1/2" drain basket and 1/2" NPT inlets

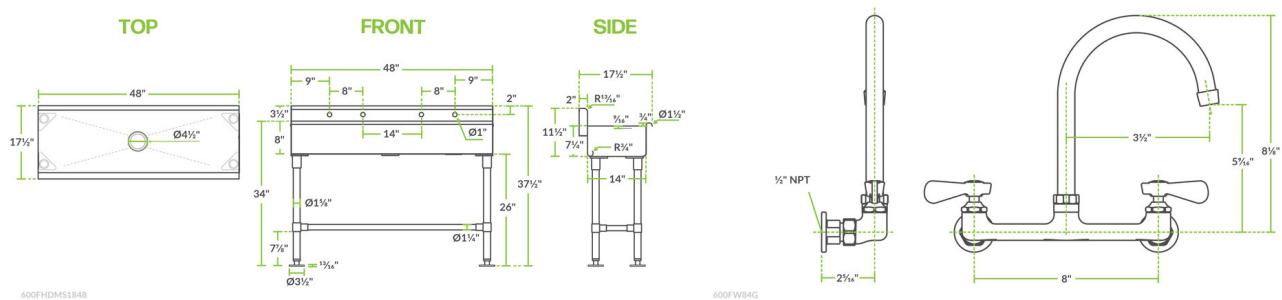
**Certifications**

 1/2" Water Connection

Technical Data

Bowl Left to Right	48 Inches
Drain Outlet Size	1 1/2 Inches
Faucet Centers	8 Inches
Features	Multi-Station
Flow Rate	2 GPM
Gauge	16 Gauge
Handle Type	Lever
Included	Faucet Flex Inlets
Installation Type	Freestanding
Material	Stainless Steel
Maximum Water Temperature	140 Degrees F
Number of Compartments	1 Compartment
Number of Drainboards	None
Number of Faucets	2 Faucets
Spout Type	Gooseneck
Stainless Steel Type	Type 304
Type	Hand Sinks
Water Inlet Size	1/2 Inches

Plan View



## Notes & Details

Maintain a sanitary environment in your restaurant, stadium, or manufacturing facility by providing a convenient way for people to quickly wash their hands with this Regency multi-station hand sink with two wall-mounted faucets! Made of rugged 16 gauge type 304 stainless steel, this sink is rust- and corrosion-resistant. It's extremely durable and built for everyday commercial use.


Perfect for industrial applications, the advantage of a multi-station sink is that employees don't have to wait their turn to clean up. This extra wide sink bowl will allow up to two people to use the sink at a time, reducing the amount of time people have to wait in line. This helps to maintain cleanliness in your business and prevent the spread of germs, keeping your employees healthy.

This free-standing sink station includes two faucets that easily mount on its sets of holes punched on 8" centers. Plus, each chrome-plated brass faucet features an easy-to-use lever handle design. The 3 1/2" long x 8" tall swivel gooseneck spouts provide the right amount of clearance for handwashing. It delivers a flow rate of 2 GPM and a maximum temperature of 140 degrees Fahrenheit. The unit's spacious 8" deep sink bowl that is designed to accommodate multiple users for handwashing applications.

The unit's legs are made of stainless steel, and they feature bullet feet that offer 1" of adjustability for convenience. A 3 1/2" high backsplash protects your walls from splashing and water damage. Plus, the included 3 1/2" drain basket keeps your drain clog-free. This unit comes with a 1 1/2" IPS drain connection. For safety, the outer edge of the sink bowl is curled under to eliminate any sharp edges.

**Kit Includes:**

- 48" x 17 1/2" multi-station hand sink
- (2) Wall-mounted faucets

 **WARNING:** This product can expose you to chemicals including lead, which are known to the State of California to cause cancer and birth defects or other reproductive harm. For more information, go to [www.p65warnings.ca.gov](http://www.p65warnings.ca.gov).