





Regency Spec Line 24" x 48" x 80" NSF Solid Stainless Steel Mobile Shelving Starter Kit with 4 Shelves

#460S2448KM74



Technical Data

Length	48 Inches
Width	24 Inches
Height	80 Inches
Post Height	74 Inches
Post Diameter	1 Inch
Assembly Options	Assembly Required
Capacity	2800 lb.
Capacity (per Shelf)	700 lb.
Casters	With Casters
Color	Silver

Features

- (4) 24" x 48" shelves with 16 pairs of split sleeves
- (4) 74" mobile posts and (4) 5" casters with brakes
- 18 gauge, stainless steel finish is corrosion-resistant; suitable for both wet and dry environments
- Accommodates up to 700 lb. per shelf of evenly distributed weight
- Included casters allow for quick access and easy cleaning

Certifications




Technical Data

Features	NSF Listed
Finish	Stainless Steel
Gauge	18 Gauge
Material	Stainless Steel
Number of Shelves	4 Shelves
Style	Adjustable Mobile Solid
Type	Shelving Kits
Usage	All Environments Dry Environments Garage Kitchens Moist Environments Outdoor Stock Rooms Walk-Ins Warehouse

Notes & Details

Keep your storage area organized with this Regency Spec Line 24" x 48" x 80" NSF solid stainless steel mobile shelving starter kit with 4 shelves. This kit includes (4) 74" mobile posts, (4) 5" casters with brakes, (4) 24" x 48" shelves, and (16) pairs of split sleeves. This versatile unit allows you to create a convenient storage solution for your janitorial closet, warehouse, or walk-in cooler. The 18 gauge stainless steel finish resists corrosion to ensure long-lasting use, and it is suitable for both wet and dry environments, making the unit a multi-purpose investment that's sure to accommodate your ever-evolving needs. Plus, the unit's high-quality design is commercial grade and delivers the reliable performance every business expects and needs.

Unlike wire shelving where small components may slip through the cracks or leaking packages may contaminate products on lower shelves, these solid shelves allow you to confidently store products of any type and size, and each shelf accommodates up to 700 lb. of evenly distributed weight. For your convenience, the shelves are also adjustable and can be moved higher or lower along the posts. Plus, the included 5" casters allow for quick access and easy cleaning, and the casters are equipped with brakes to secure the unit in place when needed. This unit requires assembly. 16 pairs of split sleeves are included.

 **WARNING:** This product can expose you to chemicals including lead, which are known to the State of California to cause cancer and birth defects or other reproductive harm. For more information, go to www.p65warnings.ca.gov.