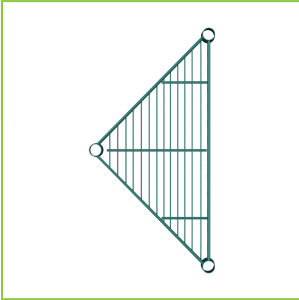




Regency 18" NSF Green Epoxy Triangle Shelf
#460EG18TRI



Technical Data

| | |
|----------------------|---------------------------|
| Length | 18 Inches |
| Width | 25 1/4 Inches |
| Capacity | 500 lb. |
| Capacity (per Shelf) | 500 lb. |
| Color | Green |
| Component Type | Corner Shelves Shelves |
| Features | NSF Listed |
| Finish | Green Epoxy |
| Material | Epoxy-Coated Metal |

Features

- Green epoxy coating
- Great for utilizing corner space
- Good for use in moist / humid environments
- Includes 3 pairs of split sleeves
- Wire design promotes proper air flow around stored products

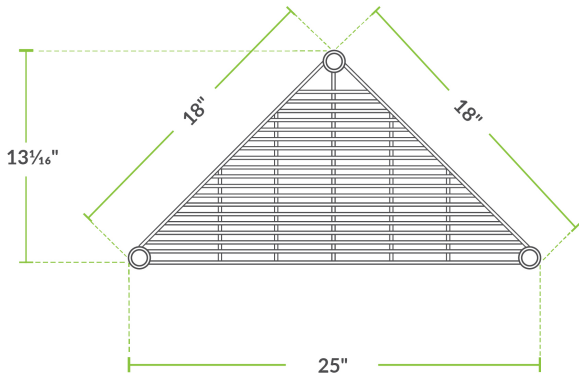
Certifications



Technical Data

| | |
|-------|--|
| Shape | Triangle |
| Style | Adjustable Vented |
| Type | Components |
| Usage | All Environments Dry Environments Kitchens Moist Environments Walk-Ins |

Plan View




Notes & Details

Make the most of your space with this Regency 18" green epoxy triangle shelf! Its unique triangle shape is designed to fit into corners to utilize unused space in your establishment for ultimate efficiency. It is also designed to be used with standard shelves of the same depth for a seamless transition around corners to create a cohesive storage unit. Measuring 25 1/2" across from the widest end of the shelf to the right angle corner and 18" on the sides, each triangle shelf provides plenty of space for holding an array of items.

For maximum versatility, the green epoxy coating on this shelving unit allows for use in either dry or moist environments, making the unit a commercial-grade, multipurpose investment that's sure to accommodate your ever-evolving needs. Featuring a durable, commercial grade construction, this shelf is built to withstand daily use in your establishment. With a wire construction, this shelf allows for proper air flow around the stored supplies, products, or ingredients. Plus, it's fully adjustable to accommodate products or equipment of varying shapes and sizes. This product also offers the rigidity of solid metal but can easily be adjusted without tools or hardware.

This shelf comes with 3 pairs of split sleeves for quick and easy setup and installation. To assemble, simply snap 2 split sleeves around each post at one of the incrementally notched lines. After you snap the split sleeves on, fit the shelf down over each post to hold it in place.

 **WARNING:** This product can expose you to chemicals including lead, which are known to the State of California to cause cancer and birth defects or other reproductive harm. For more information, go to www.p65warnings.ca.gov