
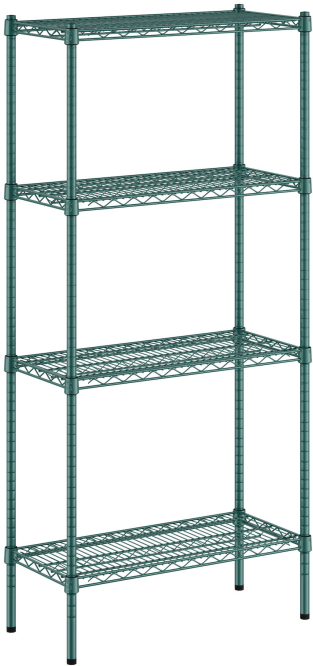




Regency 14" x 30" NSF Green Epoxy 4-Shelf Kit with 64" Posts

#460EG1430K64



Technical Data

Length	30 Inches
Width	14 Inches
Height	64 Inches
Post Diameter	1 Inch
Assembly Options	Assembly Required
Capacity	2400 lb.
Capacity (per Shelf)	600 lb.
Casters	Without Casters
Color	Green
Features	NSF Listed

Features

- Epoxy coating resists corrosion for long-lasting use; suitable for humid/moist environments
- (4) 14" x 30" shelves accommodate up to 600 lb. each
- (4) 64" stationary posts allow for shelves to be adjusted; foot included and required for use
- Includes 16 pairs of split sleeves
- Wire design promotes proper air flow around stored products

Certifications



Technical Data


Finish	Epoxy
Material	Epoxy-Coated Steel
Number of Shelves	4 Shelves
Style	Adjustable Stationary Vented
Type	Shelving Kits
Usage	All Environments Dry Environments Kitchens Moist Environments Walk-Ins

Notes & Details

Keep your storage area organized with this commercial grade Regency 14" x 30" NSF green epoxy 4-shelf kit with 64" posts. This kit includes (4) 14" x 30" wire shelves and (4) 64" posts, which allow you to create a convenient storage solution for your janitorial closet, warehouse, or walk-in cooler. For maximum versatility, the epoxy coating allows for use in either dry or moist environments, making the unit a multipurpose investment that's sure to accommodate your ever-evolving needs. Plus, the unit's high-quality design is commercial grade and delivers the reliable performance every business expects and needs.

Each shelf features a wire construction, which allows for proper air flow around the stored supplies, products, or ingredients. They're adjustable, too; since the posts are marked in intervals and use a split sleeve system of assembly, the shelves are easy to move higher or lower along the posts. This is especially great for expanding businesses that may not have finalized their product offerings.

16 pairs of split sleeves are provided for each shelf, and each shelf accommodates up to 600 lb. of weight. Likewise, a foot is provided for each post and must be used for proper installation. The shelving unit requires assembly.

 **WARNING:** This product can expose you to chemicals including lead, which are known to the State of California to cause cancer and birth defects or other reproductive harm. For more information, go to www.p65warnings.ca.gov.