





## Regency 36" x 72" NSF Chrome Wire Shelf

#460EC3672



### Technical Data

|                |                                 |
|----------------|---------------------------------|
| Length         | 72 Inches                       |
| Width          | 36 Inches                       |
| Capacity       | 450 lb.                         |
| Color          | Silver                          |
| Component Type | Shelves                         |
| Features       | NSF Certified<br>Rust-Resistant |
| Finish         | Chrome                          |
| Material       | Steel                           |
| Style          | Vented                          |

### Features

- Recommended for use in dry environments
- Includes 4 pairs of split sleeves
- Built to accommodate 450 lb. of evenly distributed weight
- High-quality, commercial-grade construction

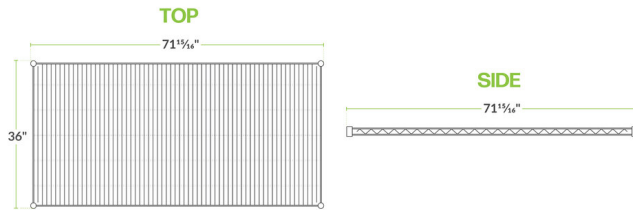
### Certifications



## Technical Data

|       |  |
|-------|--|
| Type  | Components<br>Shelves  |
| Usage | Dry Environments<br>Front of House<br>Garage<br>Kitchens<br>Retail<br>Stock Rooms<br>Warehouse |

## Plan View



## Notes & Details

Regency's 36" x 72" NSF chrome wire shelf is the perfect storage and display option for your restaurant or market. A 36" x 72" chrome wire shelf from Regency is designed to display and store products and equipment at your foodservice business or warehouse. You can also use this shelf to display products for front-of-house merchandising in your grocery store or farmer's market.

When combined with other Regency shelving materials, this wire shelf can hold up to 450 lb. of evenly-distributed weight. The high weight capacity helps the shelf accommodate business growth as storage needs evolve and product inventory expands. The commercial-grade shelf is constructed of durable chrome-plated metal for maximum longevity. As a result, it makes for a reliable, long-lasting storage solution perfect for business applications.

The sharp style of this shelf makes it an excellent option for retail use in your grocery store or farmer's market. Its sleek color will also blend well with any design or decor. This shelf is fully adjustable to accommodate products or equipment of varying shapes and sizes. This product also offers the rigidity of solid metal but can easily be adjusted without tools or hardware. The open design of this shelf coupled with the ability to move it to different heights facilitates ventilation and maximizes air flow between and around products.

This shelf comes with 4 pairs of split sleeves for quick and easy setup and installation. To assemble, simply snap 2 split sleeves around each post at one of the incrementally notched lines. After you snap the split sleeves on, fit the shelf down over each post to hold it in place.