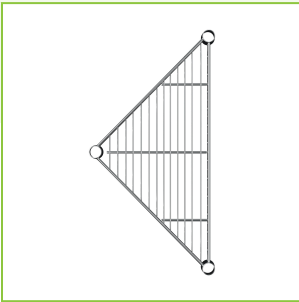




Regency 18" NSF Chrome Triangle Shelf
#460EC18TRI



Technical Data

Length	18 Inches
Width	25 1/4 Inches
Capacity	500 lb.
Capacity (per Shelf)	500 lb.
Color	Silver
Component Type	Corner Shelves Shelves
Finish	Chrome
Material	Steel
Shape	Triangle

Features

- Great for utilizing corner space
- Recommended for use in dry environments
- Includes 3 pairs of split sleeves
- Made of durable, chrome plated metal

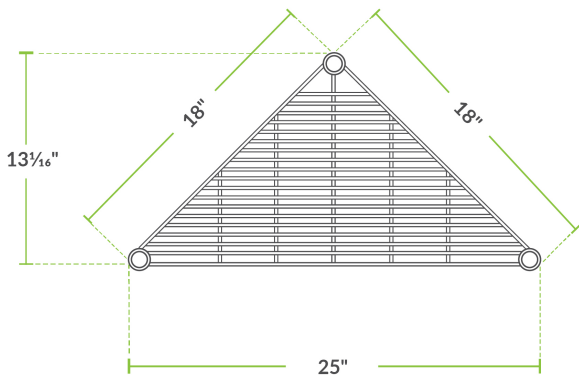
Certifications



Technical Data

Shelving Style	Office Storage
Style	Adjustable Vented
Type	Components
Usage	Dry Environments Front of House Garage Kitchens Retail Stock Rooms Warehouse


Plan View



Notes & Details

Utilize maximum space in your establishment with this Regency 18" chrome triangle shelf! Designed to fit into corners, this shelf is a great way to make use of space that may be otherwise left empty. Measuring 14 7/8" across from the widest end of the shelf to the right angle corner, each triangle shelf provides plenty of space for holding an array of items.

This 18" shelf is made of a durable, chrome plated metal and is great for use in dry storage and heated environments. Three pairs of Regency split sleeves are included. This shelf is compatible with Regency posts.

 **WARNING:** This product can expose you to chemicals including lead, which are known to the State of California to cause cancer and birth defects or other reproductive harm. For more information, go to www.p65warnings.ca.gov.