
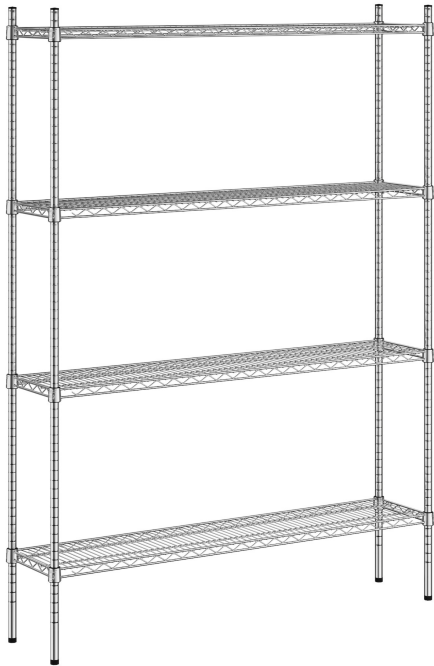




Regency 12" x 54" x 74" NSF Chrome 4-Shelf Kit
#460EC1254K74



Technical Data

Length	54 Inches
Width	12 Inches
Height	74 Inches
Post Height	74 Inches
Post Diameter	1 Inch
Assembly Options	Assembly Required
Capacity	2400 lb.
Capacity (per Shelf)	600 lb.
Casters	Without Casters
Color	Silver

Features

- Chrome finish is perfect for storage or office use; best suited for dry environments
- (4) 12" x 54" shelves accommodate up to 600 lb. of evenly distributed weight each
- (4) 74" stationary posts allow for shelf adjustment; foot included and required for use
- Includes 16 pairs of split sleeves
- Wire design promotes proper air flow around stored products

Certifications



Technical Data


Finish	Chrome
Material	Chrome-Plated Steel
Number of Shelves	4 Shelves
Style	Stationary Vented
Type	Office Shelving Shelving Kits
Usage	Dry Environments Front of House Garage Kitchens Retail Stock Rooms Warehouse

Notes & Details

Keep your storage area organized with the Regency 12" x 54" NSF chrome 4-shelf kit! This kit includes (4) 12" x 54" wire shelves and (4) 74" posts, which allow you to create a convenient storage solution for your janitorial closet or warehouse. Made of sleek, durable chrome, this unit is ideal for use in your business's merchandising and display spaces or in back-of-house dry storage areas. The shelving kit's high-quality, commercial grade design is built for maximum longevity, ensuring a lasting, multi-purpose investment that's sure to accommodate your ever-evolving needs.

Each shelf features a wire construction, which allows for proper air flow around the stored supplies, products, or ingredients. They're adjustable, too; since the posts are marked in intervals and use a split sleeve system of assembly, the shelves are easy to move higher or lower along the posts. This is especially great for expanding businesses that may not have finalized their product offerings.

16 pairs of split sleeves are provided for each shelf, and each shelf accommodates up to 600 lb. of weight. Likewise, a foot is provided for each post and must be used for proper installation. The shelving unit requires assembly.

 **WARNING:** This product can expose you to chemicals including lead, which are known to the State of California to cause cancer and birth defects or other reproductive harm. For more information, go to www.p65warnings.ca.gov.