
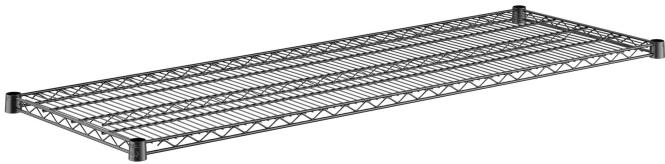




Regency 21" x 60" NSF Black Epoxy Wire Shelf
#460EB2160



Technical Data

Length	60 Inches
Width	21 Inches
Capacity	450 lb.
Color	Black
Component Type	Shelves
Features	Rust-Resistant
Finish	Black Epoxy
Material	Epoxy-Coated Steel
Style	Vented

Features

- Epoxy coating resists corrosion for long-lasting use; suitable for humid/moist environments
- Includes 4 pairs of split sleeves
- Built to accommodate up to 450 lb. of evenly distributed weight
- High-quality, commercial-grade construction
- Classic style ideal for retail use

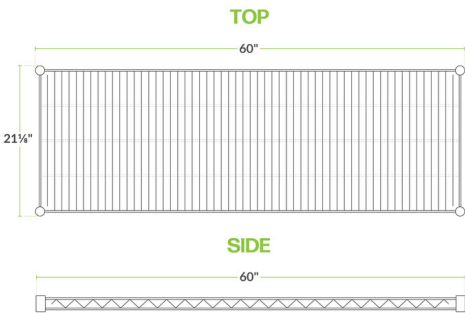
Certifications



Technical Data

Type	Components Shelves
Usage	All Environments Dry Environments Front of House Garage Moist Environments Retail Stock Rooms Warehouse

Plan View




Notes & Details

Regency's 21" x 60" NSF black epoxy wire shelf is the perfect storage and display option for your restaurant or market. A 21" x 60" NSF black epoxy coated wire shelf from Regency is designed to display and store products and equipment at your foodservice business or warehouse. This product's epoxy coating also allows you to use it in dry storage and warewashing areas in addition to walk-in refrigerators and freezers. You can also use this shelf to display products for front-of-house merchandising in your grocery store or farmer's market.

When combined with other Regency shelving materials, this wire shelf can hold up to 450 lb. of evenly-distributed weight. The high weight capacity helps the shelf accommodate business growth as storage needs evolve and product inventory expands. The commercial-grade shelf is constructed of durable zinc plated metal with a black epoxy coating for maximum longevity. As a result, it makes for a reliable, long-lasting storage solution perfect for business applications.

The classic black style of this shelf makes it an excellent option for retail use in your grocery store or farmer's market. Its sleek color will also blend well with any design or decor. This shelf is fully adjustable to accommodate products or equipment of varying shapes and sizes. This product also offers the rigidity of solid metal but can easily be adjusted without tools or hardware. The open design of this shelf coupled with the ability to move it to different heights facilitates ventilation and maximizes air flow between and around products.

This shelf comes with 4 pairs of split sleeves for quick and easy setup and installation. To assemble, simply snap 2 split sleeves around each post (sold separately) at one of the incrementally notched lines. After you snap the split sleeves on, fit the shelf down over each post to hold it in place.

**WARNING:** This product can expose you to chemicals including lead, which are known to the State of California to cause cancer and birth defects or other reproductive harm. For more information, go to www.p65warnings.ca.gov.