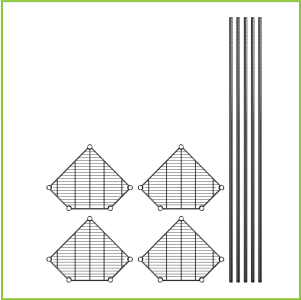
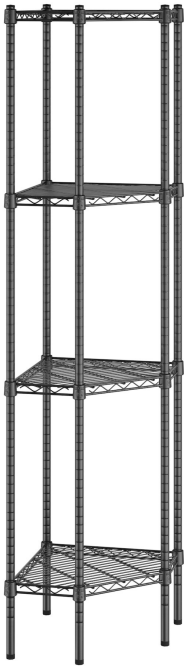




Regency 18" NSF Black Epoxy Wire Pentagon Corner 4-Shelf Kit with 74" Posts

#460EB18CKT



Technical Data

Length	18 Inches
Width	23 3/4 Inches
Depth	18 Inches
Height	74 Inches
Post Diameter	1 Inch
Assembly Options	Assembly Required
Capacity	2400 lb.
Capacity (per Shelf)	600 lb.
Casters	Without Casters
Color	Black

Features

- Adds valuable storage space to unused corners; (4) 18" shelves accommodate up to 600 lb. each
- (5) 74" stationary posts allow for shelves to be adjusted; foot included and required for use
- Black epoxy finish is ideal for use in retail environments
- Includes a set of 20 split sleeves for easy adjustability
- Wire design promotes proper air flow around stored products; can be used with standard shelves

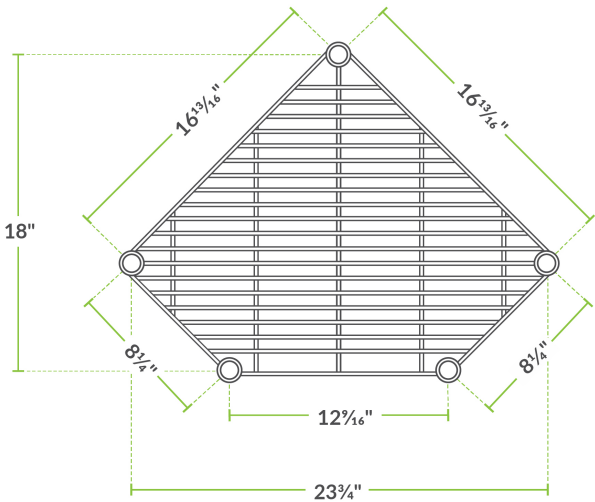
Certifications



Technical Data

Finish	Epoxy
Material	Epoxy-Coated Metal
Number of Shelves	4 Shelves
Shape	Pentagon
Shelving Style	Office Storage
Style	Adjustable Stationary Vented
Type	Corner Shelving Kits Shelving Kits
Usage	All Environments Dry Environments Front of House Garage Moist Environments Retail Stock Rooms Warehouse


Plan View



Notes & Details

Make the most of your space with this Regency 18" deep NSF black epoxy wire pentagon corner 4-shelf kit with 74" posts. This unique pentagon-shaped kit is a great way to increase storage capacity by utilizing space that would otherwise be left empty. It comes with (5) 74" posts and 4 shelves with an 18" depth on either side for easy positioning against corner walls. The shelves also feature one angled front side that takes up less space than a traditional shelf, so it fits corners perfectly without protruding. This kit can also be used with standard shelves of a similar size to create a cohesive storage unit within your facility. Incredibly easy to install, this kit can be quickly assembled once it arrives so that you can begin using it immediately!

For maximum versatility, the black epoxy coating on this shelving unit creates a professional backdrop that is ideal for use in retail settings. Featuring a durable, commercial grade construction, this unit is built to withstand daily use in your establishment. Each shelf features a wire construction, which allows for proper air flow around the stored supplies, products, or ingredients. Plus, these shelves are adjustable using the 20 included split sleeves. A set of 5 split sleeves is provided for each shelf, and each post includes a foot that is required for proper installation. Each shelf accommodates up to 600 lb. of weight, making it ideal for storing bulk heavy supplies. The high weight capacity helps the shelf accommodate business growth as storage needs evolve and product inventory expands.

 **WARNING:** This product can expose you to chemicals including lead, which are known to the State of California to cause cancer and birth defects or other reproductive harm. For more information, go to www.p65warnings.ca.gov.