





Regency 24" x 60" x 96" NSF Chrome Stationary Wire Shelving Starter Kit with 6 Shelves

#460C2460K96



Technical Data

Length	60 Inches
Width	24 Inches
Height	96 Inches
Post Diameter	1 Inch
Capacity	3600 lb.
Capacity (per Shelf)	600 lb.
Casters	Without Casters
Color	Silver
Finish	Chrome
Material	Metal Wire

Features

- (6) 24" x 60" shelves with 24 pairs of split sleeves
- (4) 96" stationary posts allow for shelves to be adjusted with included feet
- Chrome finish is perfect for storage or office use; best suited for dry environments
- Accommodates up to 600 lb. per shelf of evenly distributed weight
- Mix and match with Regency accessories (sold separately) to personalize your kit

Certifications



Technical Data


Number of Shelves	6 Shelves
Shelf Type	Standard
Style	Stationary
Type	Shelving Kits
Usage	Dry Environments Front of House Garage Kitchens Retail Stock Rooms Warehouse

Notes & Details

Keep your storage area organized with the Regency 24" x 60" x 96" NSF chrome stationary wire shelving starter kit with 6 shelves! This kit includes (6) 24" x 60" wire shelves, (4) 96" stationary posts, and (24) pairs of split sleeves. This versatile unit allows you to create a convenient storage solution for your janitorial closet or warehouse. With a sleek, durable chrome finish, this unit is ideal for use in your business's merchandising and display spaces or in back-of-house dry storage areas. The shelving kit's high-quality, commercial-grade design is built for maximum longevity, ensuring a lasting, multi-purpose investment that's sure to accommodate your ever-evolving needs.

Each shelf features a wire construction, which allows for proper airflow around the stored supplies, products, or ingredients. They're adjustable, too; since the posts are marked in intervals and use a split sleeve system of assembly, the shelves are easy to move higher or lower along the posts. This is especially great for expanding businesses that may not have finalized their product offerings.

24 pairs of split sleeves are provided for each shelf, and each shelf accommodates up to 600 lb. of weight. Likewise, a foot is provided for each post and must be used for proper installation. Mix and match with Regency accessories (sold separately) to personalize your kit! The shelving unit requires assembly.

 **WARNING:** This product can expose you to chemicals including lead, which are known to the State of California to cause cancer and birth defects or other reproductive harm. For more information, go to www.p65warnings.ca.gov.