





Regency 24" x 48" x 96" NSF Black Epoxy Stationary Wire Shelving Starter Kit with 6 Shelves

#460B2448K96



Technical Data

Length	48 Inches
Width	24 Inches
Height	96 Inches
Post Diameter	1 Inch
Assembly Options	Assembly Required
Capacity	3600 lb.
Capacity (per Shelf)	600 lb.
Casters	Without Casters
Color	Black
Finish	Black Epoxy

Features

- (6) 24" x 48" shelves with 24 pairs of split sleeves
- (4) 96" stationary posts allow for shelves to be adjusted with included feet
- Epoxy coating resists corrosion for long-lasting use; suitable for humid / moist environments
- Accommodates up to 600 lb. per shelf of evenly distributed weight
- Mix and match with Regency accessories (sold separately) to personalize your kit

Certifications



Technical Data


Material	Epoxy-Coated Steel
Number of Shelves	6 Shelves
Style	Adjustable Stationary Vented
Type	Shelving Kits
Usage	All Environments Dry Environments Front of House Garage Moist Environments Retail Stock Rooms Warehouse

Notes & Details

Keep your storage area organized with the Regency 24" x 48" x 96" NSF black epoxy stationary wire shelving starter kit with 6 shelves. This kit includes (4) 96" stationary posts, (6) 24" x 48" shelves, and (24) pairs of split sleeves. This versatile unit allows you to create a convenient storage solution for your janitorial closet, warehouse, or walk-in cooler. For maximum versatility, the black epoxy coating allows for use in either dry or moist environments, making the unit a multipurpose investment that's sure to accommodate your ever-evolving needs. Plus, because the coating is black, it's subtle and professional, perfect for office settings or for merchandising applications and front-of-house sales. This unit's high-quality design is commercial-grade and delivers the reliable performance every business expects and needs.

Each shelf features a wire construction, which allows for proper airflow around the stored supplies, products, or ingredients. They're adjustable, too; since the posts are marked in intervals and use a split sleeve system of assembly, the shelves are easy to move higher or lower along the posts. This is especially great for expanding businesses that may not have finalized their product offerings.

This shelving unit comes with (24) pairs of split sleeves, and each shelf accommodates up to 600 lb. of weight. Likewise, a foot is provided for each post and must be used for proper installation. Mix and match with Regency accessories (sold separately) to personalize your kit! The shelving unit requires assembly.

 **WARNING:** This product can expose you to chemicals including lead, which are known to the State of California to cause cancer and birth defects or other reproductive harm. For more information, go to [www.p65warnings.ca.gov](http://www.p65warnings.ca.gov).