




Regency Cold Faucet Body / Add-On Cartridge for 600PRA, 600PRW, 600PRD, and 600FMS86 Series Faucets

#600CARTCOLDP




Technical Data

Cartridge Type	Ceramic
Features	NSF Listed
Type	Cartridges Handle Components

Features

- Direct replacement for original part or add-on for pre-rinse faucets
- Contains cold side ceramic cartridge
- Compatible with 600PRA, 600PRW, 600PRD, and 600FMS86 series faucets


Certifications



## Notes & Details

This Regency cold faucet body / add-on cartridge is a direct replacement for the one that came standard on your pre-rinse or mop sink faucet. It can also serve as an add-on cartridge to a pre-rinse faucet. This faucet body contains a cold side ceramic cartridge, and it's compatible with 600PRA, 600PRW, 600PRD, and 600FMS86 series faucets purchased 2023 and later.

This unit includes a ceramic cartridge, which provides a much lower fail rate than the compression cartridges widely used in the industry. In this design, 2 ceramic discs fit together to create a watertight seal when closed. This removes the need for a rubber seat washer, which is one of the most frequently replaced parts on a faucet.

 **WARNING:** This product can expose you to chemicals including lead, which are known to the State of California to cause cancer and birth defects or other reproductive harm. For more information, go to [www.p65warnings.ca.gov](http://www.p65warnings.ca.gov).