



Project _____
Item # _____
Quantity _____

Rapide Cuisine® Countertop High-Powered/Heavy-Duty Induction Ranges

Models: IRNG-PC1-30, -36

Hatco's Rapide Cuisine® High-Powered/Heavy-Duty Induction Range offers industry-leading features and true back-of-house power in a commercial kitchen proof package. The unit features our Magnetic Power System (MPS) to deliver the highest power in its class! It has User Programmable Presets (UPP) for repeat menu items and a food temperature probe for more accurate cooking, plus a timer, high resolution color display and convenient power and temperature modes.

Standard features:

- Commercial kitchen ready. Heavy gauge stainless steel housing with side impact protection for the top
- Four surface temperature sensors offer the most accurate control in its class
- Culinary equivalent of up to 31,000 BTUs gas
- High resolution TFT (thin film transistor) display instantly advises the operator of precise power (1 to 100), temperature (°F or °C in one degree increments) and time control (30 seconds to 10 hours)
- Programmable mode so the operator can create preset programs for consistent cooking cycles
- Includes a grease filter and conformal-coated boards
- Easy to use color-coded selectable functions
- Large adaptive control for precise, fine control (slow turns) to spanning the full range in a single twist (fast turns)
- Pan Sense Technology (PST) activates the unit only when a suitable pan is placed on top
- Patterned, glass-ceramic top that is durable, easy to clean and helps scratches from heavy use become less noticeable
- Easy to clean, fully-sealed top stops grease or moisture from penetrating the unit, even if the top gets broken
- Automatic shut-off to prevent overheating
- Withstands high ambient kitchen temperatures (up to 124°F/51°C)
- USB port for downloading updates or adding Modes from our website
- 71" (1800 mm) cord with plug



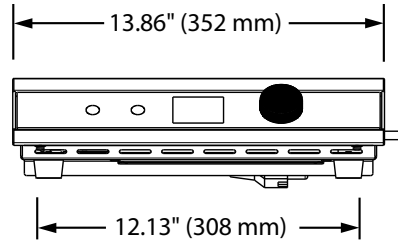
HATCO CORPORATION | P.O. Box 340500 Milwaukee, WI 53234-0500 U.S.A.
(800) 558-0607 | (414) 671-6350 | www.hatcocorp.com | support@hatcocorp.com



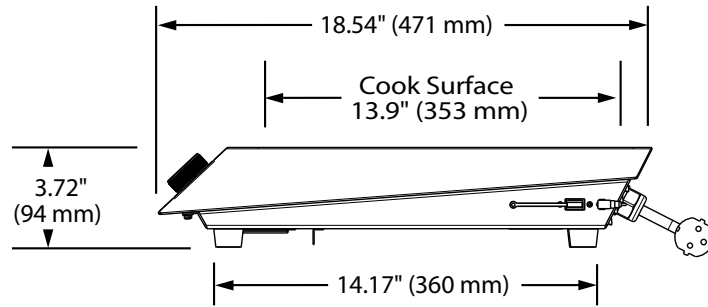
Rapide Cuisine® Countertop High-Powered/ Heavy-Duty Induction Ranges

Models: IRNG-PC1-30, -36

IRNG-PC1-30, -36 Models



FRONT VIEW



SIDE VIEW

SPECIFICATIONS

High-Powered/Heavy-Duty Counter Induction Ranges

The shaded areas contain electrical
information for International models

Model	Dimensions (Width x Depth x Height)	Volts	Phase	Watts	Amps	Plug	Cord Location	Ship Weight*
IRNG-PC1-30	13.86" x 18.54" x 3.72" (352 x 471 x 94 mm)	220 (CE)	Single	2860	13.0	BS 1363	Rear left bottom base corner	21 lbs. (10 kg)
		230 (CE)		2990				
		240 (CE)		3120				
		220/60		2860				
IRNG-PC1-36	13.86" x 18.54" x 3.72" (352 x 471 x 94 mm)	220 (CE)	Single	3300	15.0	CEE 7/7 Schuko, AS 3112	Rear left bottom base corner	21 lbs. (10 kg)
		230 (CE)		3450				
		240 (CE)		3600		NEMA 6-20P		
		208		3120				
		240		3600				

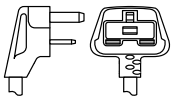
* Shipping weight includes packaging and is approximate.

PAN SIZE

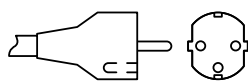
Maximum Pan Size: 14" diameter (356 mm), Minimum Pan Size: 4" diameter (102 mm).

PLUG CONFIGURATIONS

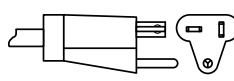
BS 1363



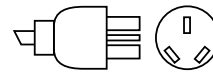
CEE 7/7 SCHUKO



NEMA 6-20P



AS 3112



PRODUCT SPECS

Rapide Cuisine® Countertop High-Powered/ Heavy-Duty Induction Ranges

The High-Powered/Heavy-Duty Countertop Induction Range shall be a Rapide Cuisine® model, manufactured by the Hatco Corporation, Milwaukee, WI 53234 U.S.A.

The Induction Range shall be rated at ... watts, ... volts, single phase and be ... inches (millimeters) in overall width. The Countertop Induction Range shall consist of a stainless steel housing with an aluminum base with a single generator coil and a

glass-ceramic top surface. It includes a tempered glass control panel, 0-100% power levels and temperature control in F° or C° plus color-coordinated display and controls. The range will be controlled via an infinite control and feature a USB port for updates and future access to additional operating modes. A food temperature probe and 71" (1800 mm) cord and plug is included.

Warranty consists of 24/7 parts and service assistance (US and Canada only).

HATCO CORPORATION

(800) 558-0607

(414) 671-6350

P.O. Box 340500 Milwaukee, WI 53234-0500 U.S.A.

www.hatcocorp.com

support@hatcocorp.com