

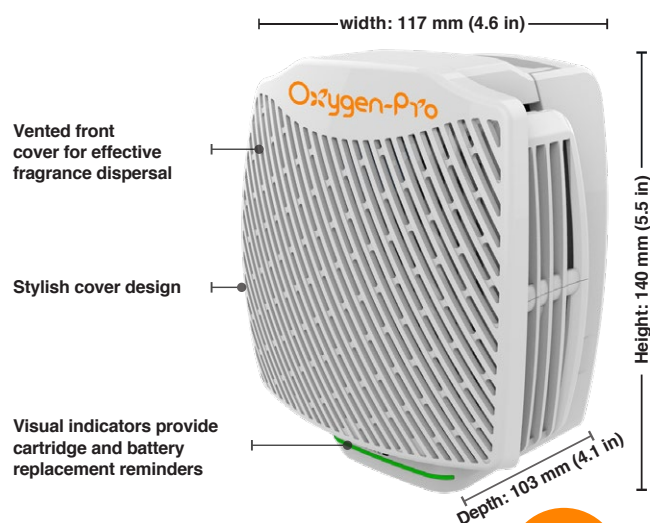
Oxygen-Pro

PROGRAMMABLE AIR FRESHNESS SYSTEM One Dispenser, Two Cartridge Options



Oxy-Gen Powered is the only technology that guarantees the delivery of fragrance in the air continuously, consistently and accurately for the entire duration of the cartridge life. This precise technology is based on fuel cell technology that is used in the pharmaceutical industry to deliver drugs to human beings and animals. Oxy-Gen Powered technology is **simple, reliable and cost effective**.

Oxygen-Pro Dispenser Features



- Supplied with 2 double sided tapes
- Operates on 2 AA alkaline batteries (not included) that last for up to 1 year
- Made of 100% recyclable plastic



Two Year Warranty on the dispensers

Dispenser	Code
Oxygen-Pro 30/60/90 days programmable Dispenser - White	U-201-ST-001-PB-BS-AABB
Weight & Dimension - Dispenser Unit Pack - 1 Piece	
Unit Pack weight	258.54 g
Unit Pack dimensions (L x W x H)	11.8 cm x 10 cm x 14.5 cm 4.64 in x 3.9 in x 5.7 in
Weight & Dimension - Dispensers Per Case	
Weight	1.82 kg
Dispenser per case	6 Dispensers
Dimensions (L x W x H)	31.7 cm x 24.8 cm x 15.9 cm 12.4 in x 9.7 in x 6.2 in
Weight & Dimension - Dispensers Cases Per Pallet	
Weight	282.50 kg
Cases/Pallet	165 Cases
Unit/Pallet	990 Dispenser Units
Dimensions (L x W x H)	120 cm x 100 cm x 193.3 cm 47.2 in x 39.3 in x 76.1 in
No. of Rows: 11 Rows	No. of Cases/Row: 15 Cases

DISPENSER PROGRAM SETTINGS

GREEN LIGHT - SUCCESSFUL INSTALLATION



Green light flashing for first 2 minutes after cartridge installation indicates proper installation.
Green light flashing every 15 seconds indicates proper functioning.

For Regular Cartridge: 1 flashing light, every 15 seconds indicates a 1 month (30 days) setting (regardless of the setting selection).

For Grande Cartridge: 1 flashing light, every 15 seconds indicates a 1 month (30 days) setting.

2 flashing lights, every 15 seconds indicates a 2 months (60 days) setting.

3 flashing lights, every 15 seconds indicates a 3 months (90 days) setting.

ORANGE LIGHT - CHANGE CARTRIDGE



Orange light flashing every 10 seconds and the buzzer (if switched on) beeping thrice every 30 seconds indicates that the cartridge is empty. Replace immediately.

RED LIGHT - CHANGE BATTERIES



Red light flashing once every 10 seconds indicates low battery.

Red light flashing twice every 10 seconds and the buzzer (if switched on) beeping thrice every 30 seconds, indicates that batteries need immediate replacement.

Red light flashing three times every 10 seconds, indicates generator is weak and needs to be replaced in 3-4 months.

BUZZER SETTING




To deactivate the buzzer, push the buzzer switch down (located on the left side of the dispenser).

• Standard dispensers are key-less dispensers (push-button).

• Optional Key-Access system available upon request (1 key per dispenser).

Oxygen-Pro Cartridge Features

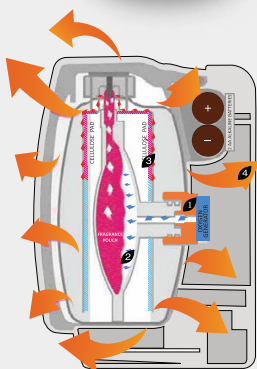


Sealed fragrance reservoir - When activated, the reservoir releases the fragrance oil gradually and continuously

***Three years shelf life for the cartridges**
* 3 years from the date of manufacture printed on cartridge



1. The oxygen generator continuously releases a precise dose of oxygen, non-stop.
2. The oxygen squeezes the fragrance pouch, displacing the fragrance.
3. A continuous measured dose of fragrance is delivered on to the cellulose pad.
4. Pure fresh fragrance is released into the room.



Weight & Dimension - Per Cartridge

	Regular Cartridge	Grande Cartridge
Weight	108.86 g	149.68 g
Dimensions (L x W x H)	8.8 cm x 6.1 cm x 10.6 cm 3.4 in x 2.4 in x 4.2 in	11.2 cm x 5.9 cm x 11.8 cm 4.4 in x 2.3 in x 4.7 in

Weight & Dimension - Cartridge Per Case

	Regular Cartridge	Grande Cartridge
Weight	1.50 kg	1.03 kg
Cartridges per Case	12 Cartridges	6 Cartridges
Dimensions (L x W x H)	27 cm x 25 cm x 12.5 cm 10.6 in x 9.8 in x 4.9 in	22.8 cm x 19 cm x 13.1 cm 8.9 in x 7.5 in x 5.2 in

Weight & Dimension - Cartridges Per Pallet

	Regular Cartridge	Grande Cartridge
Weight	261.22 kg	411.35 kg
Cases/Pallet	240 Cases	390 Cases
Units/Pallet	2880 Cartridges	2340 Cartridges
Dimensions (L x W x H)	120 cm x 100 cm x 210 cm 47.2 in x 39.3 in x 82.7 in	22.8 cm x 19 cm x 214 cm 47.2 in x 39.3 in x 84.2 in
No. of Rows	14 Rows	15 Rows
No. of Cases/Row	16 Cases	26 Cases

TO OPERATE

1. Lift the front cover of the dispenser.
2. Open the battery compartment and insert two AA alkaline batteries.
3. If using the Grande cartridge, select the required 30/60/90 days setting. The Regular cartridge works only for 30 days regardless of the setting.
4. Tear the protective paper sleeve from the top and discard it safely.
5. To activate the cartridge, rotate the knob counter-clockwise to 'ON' position until it clicks.
6. Push the cartridge firmly into dispenser unit, using the two ribs at the bottom of the cartridge as a guide, until it locks into place.
7. Close the dispenser cover. A flashing green light indicates proper installation.

Cartridge	CODE	
	Regular	Grande
adore	U-201R-001-AABB-AE	U-201G-001-AABB-AE
bloom	U-201R-001-AABB-BM	U-201G-001-AABB-BM
charm	U-201R-001-AABB-CM	U-201G-001-AABB-CM
crush	U-201R-001-AABB-CH	U-201G-001-AABB-CH
flair	U-201R-001-AABB-FR	U-201G-001-AABB-FR
glow	U-201R-001-AABB-GW	U-201G-001-AABB-GW
glee	U-201R-001-AABB-GE	U-201G-001-AABB-GE
spa	U-201R-001-AABB-SA	U-201G-001-AABB-SA
spring	U-201R-001-AABB-SP	U-201G-001-AABB-SP
tang	U-201R-001-AABB-TG	U-201G-001-AABB-TG
zeal	U-201R-001-AABB-ZL	U-201G-001-AABB-ZL
zing	U-201R-001-AABB-ZG	U-201G-001-AABB-ZG
neutra-lox super	U-201R-001-AABB-NL	U-201G-001-AABB-NL
leer' natural	U-201R-001-AABB-KR	U-201G-001-AABB-KR



FRAGRANCE DELIVERY TECHNOLOGIES
P.O. Box No. 262800, Dubai, UAE
USA | UK | EUROPE | UAE
www.oxygenpowered.com
ISO 9001:2015 Certified Organisation