



BEVERAGE-AIR

Project: _____	AIA# _____
Item: _____	
Location: _____	SIS# _____
Approved: _____	

MARKETMAX FREEZER

MMF72HC White Hinged Triple Glass Door
Hydrocarbon Series

MODEL:
MMF72HC-1-W

MMF72HC GLASS DOOR MERCHANDISER SERIES



7 Year Parts/Labor Warranty
7 Year Compressor Warranty

CABINET CONSTRUCTION

- Exterior features durable white painted steel
- Heavy-duty interior construction includes white coated steel walls
- Modern one-piece grille
- Full electronic control
- Freezers have triple pane lowE argon filled glass doors
- Self-closing doors with 120° stay-open feature
- Snap-in gaskets, easy to remove for cleaning or replacement
- LED lighting
- Brightly lit sign panel
- Fifteen (15) heavy-duty epoxy coated wire shelves
- Four (4) shelf clips included per shelf
- Self-contained bottom mount refrigeration system
- Leveling feet standard

OPTIONS & ACCESSORIES

- Stainless steel or black exterior
- Stainless steel or black interior
- Left door hinged (at time of order)
- Shelves black or white
- Shelf clips
- Flow track
- Gravity-Flo track
- Price tag molding
- 3" or 6" Casters
- 6" Legs or seismic/flanged legs
- Door locks
- Custom signage & decals
- Remote option* (see note on back on page)

REFRIGERATION SYSTEM

- Uses environmentally friendly, energy efficient R290, and meets all regulatory requirements for CARB, SNAP, DOE & more
- Electric defrost with hot gas condensate evaporation
- Epoxy coated evaporator coil
- Freezer capable of maintaining product temperatures down to -10°F



Please verify qualifying units by visiting:
www.energystar.gov/cfs



3779 Champion Blvd., Winston-Salem, NC 27105
1-888-845-9800 Fax: 1-336-245-6453
Beverage-Air.com Sales@bevair.com



BEVERAGE-AIR.

MODEL	MMF72HC-1-W
EXTERNAL DIMENSIONAL DATA	
Width Overall	75"
Depth Overall with Handle	33 $\frac{5}{8}$ "
Height Overall	78 $\frac{1}{8}$ "
Number of Doors	3
Depth with Door Open 90°	55 $\frac{1}{8}$ "
Door Openings (in)	21 $\frac{7}{8}$ " x 52 $\frac{1}{2}$ "
INTERNAL DIMENSIONAL DATA	
NET Capacity (cubic ft.)	68.43
Internal Width Overall (in)	72"
Internal Depth Overall (in)	28 $\frac{1}{2}$ "
Internal Height Overall (in)	61 $\frac{3}{4}$ "
Internal Height Useable (in)	55"
Number of Shelves	15
ELECTRICAL DATA	
Full Load Amperes 115/60/1	15.93
REFRIGERATION DATA	
Horsepower	(2) $\frac{3}{4}$
Capacity (BTU/Hr)	(2) 2450
Heat Rejection (BTU/Hr)	7350
Charge (lbs/grams/ounces)	(2) 0.2204 / 100 / 3.5
SHIPPING DATA	
Gross Weight - Crated	971 lbs
Height - Crated	85"
Width - Crated	77"
Depth - Crated	36"

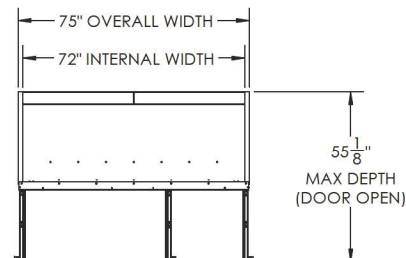
*NOTE: Remote units are field wired and come with 6" legs.
Refrigerant must be specified at time of order.
Requires connection to a single 115/240/60Hz single phase,
20 amp dedicated circuit.

We reserve the right to change specifications and product design without notice.
Such revisions do not entitle the buyer to corresponding changes, improvements,
additions or replacements for previously purchased equipment. Dimensional
tolerances +/- 1/4". Metric dimensions (MM).

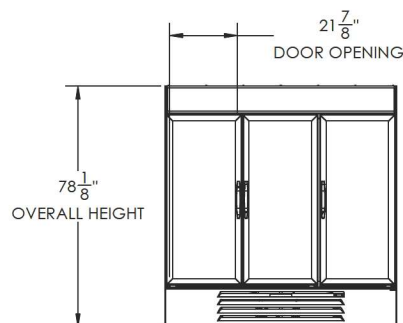
Glass Door Merchandisers- Hinged Door Model: MMF72HC-1-W

Model Views

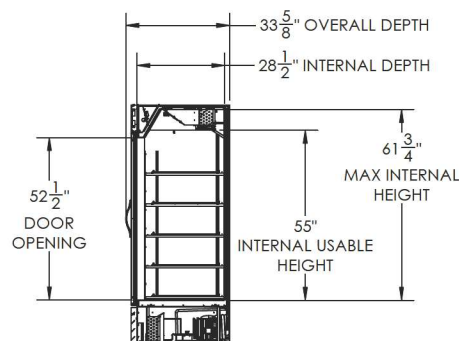
Required Clearance: Rear 3"



PLAN VIEW



ELEVATION VIEW



SIDE VIEW

ELECTRICAL CONNECTION



115/60/1
NEMA 5-20P

Unit pre-wired at
factory and include
8' long cord and
plug set.



3779 Champion Blvd., Winston-Salem, NC 27105 1-888-845-9800 Fax: 1-336-245-6453 Beverage-Air.com Sales@beva.com

