



We put space to work.

Item # \_\_\_\_\_

Job \_\_\_\_\_

## Seismic Super Erecta & qwikSLOT (for site specific approvals)

Super Erecta, Super Adjustable, and qwikSLOT shelving can be anchored to the floor using these designated staked posts, seismic threaded foot plates and sway braces. These components can be used for installations not requiring OSHPD pre-approval.

- **Flexible shelving options:**  
Super Erecta round collar shelving  
Super Adjustable Quick Adjust  
qwikSLOT add-a-shelf retail and grocery display
- **Staked Posts:** Posts have staked inserts at the base for additional vertical holding strength to the threaded seismic foot plates.
- **Adjustable Foot Plates:** Threaded foot plates with single anchor hole install easily into the staked post.
- **Sway Braces:** Connect to the posts to provide additional rigidity.
- **Durable Materials:** Industrial grade plated finishes and construction for reliable performance in dry environments.
- **Efficient Use of Space:** Shelves adjust on 1" (25mm) increments along the post to maximize the use of available vertical space. Sway braces mount directly to the posts, which allows the shelves to be freely positioned where needed along the posts.
- **Simple assembly:** The base shelving unit follows the standard Super Erecta, Super Adjustable, or qwikSLOT shelving assembly. Sway braces are added at the end, and are REQUIRED with qwikSLOT.

### NOTES:

- **User should determine if the product meets the requirements of the local jurisdiction.**
- **Seismic components on this sheet may be subject to make-to-order lead times.**

### Material Specifications:

- **Threaded Seismic Foot Plates:** Chromate plated steel.
- **Sway Braces:** Nickel chrome plated steel.
- **Post clamps:** Nickel chrome plated steel.



**InterMetro Industries Corporation**  
North Washington Street, Wilkes-Barre, PA 18705  
Product Information. U.S. and Canada: 1.800.992.1776  
Outside U.S. and Canada: [www.metro.com/contactus](http://www.metro.com/contactus)

LO2-252 Printed in U.S.A. 05/21

Information and specifications are subject to change without notice. Please confirm at time of order.

Copyright © 2021 InterMetro Industries Corp.



**Seismic Super Erecta & qwikSLOT**  
(for site specific approvals)

**10.16**



# Seismic Components (for site specific approvals)

## Staked Seismic Posts:

- Staked post insert at the base for use with SAFP threaded seismic foot plates.
- Ordered as EACH.
- Seismic foot plates are ordered separately.

Nominal Post Height (in.) (mm)	Actual Post Height with Seismic Foot Installed (in.) (mm)	Approx. Pkd. Wt. (lbs.) (kg)	SES Chrome Cat. No.	SES Metroseal Green Cat. No.	SES Metroseal Gray Cat. No.	SES Stainless Cat. No.	qwikSLOT Chrome Cat. No.
63 1600	62.625 1591	3.5 1.6	<b>63P-STKD</b>	<b>63PK3-STKD</b>	<b>63PK4-STKD</b>	<b>63PS-STKD</b>	<b>63SAPQ</b>
74 1880	74.6875 1897	4.0 1.8	<b>74P-STKD</b>	<b>74PK3-STKD</b>	<b>74PK4-STKD</b>	<b>74PS-STKD</b>	<b>74SAPQ</b>
86 2184	86.6875 2202	5.0 2.3	<b>86P-STKD</b>	*	*	*	*

**NOTE:** Staked posts replace older seismic post models with staked inserts (63SAP, 74SAP).

**\*NOTE:** Contact your Metro representative for availability of 86" staked posts.



Staked Post

## Threaded Seismic Foot Plate Kit

**ONE kit needed per shelving unit**

- Kit includes four chromate plated threaded foot plates.
- Each foot plate includes a 0.687" (17mm) diameter anchor hole.
- Dimensions: 2.25" x 2.25" (57 x 57mm)

Approx. Pkd. Wt. (lbs.) (kg)	Cat. No.
2 0.9	<b>SAFP</b>



SAFP (one kit per unit)

## Configuring Single Shelving Units


### Sway Braces:

- REQUIRED for qwikSLOT and drop mat qwikSLOT when seismic anchoring is required.
- Optional for Super Erecta and Super Adjustable.
- Sway braces include clamps and hardware for mounting to 1" (25mm) round posts.

### Sway Brace End Kit - TWO are used per single unit.

- Includes braces that form an "X" on one side of the unit.

For Shelf Depth (in.) (mm)	Approx. Pkd. Wt. (lbs.) (kg)	Cat. No.
18 & 21 457 & 530	6.0 2.7	<b>SA18EC</b>
24 610	6.1 2.8	<b>SA24EC</b>




Sway brace kits are REQUIRED for qwikSLOT when seismic anchoring is required.

### Sway Brace Back Kit - ONE is used per single unit.

- Includes braces that form an "X" along the shelf length (back side).

For Shelf Length (in.) (mm)	Approx. Pkd. Wt. (lbs.) (kg)	Cat. No.
24 & 30 457 & 760	6.1 2.8	<b>SA24EC</b>
36 914	9.0 4.1	<b>SA36BC</b>
42 1060	9.2 4.2	<b>SA42BC</b>
48 & 54 1219 & 1370	9.8 4.4	<b>SA48BC</b>
60 1524	10.0 4.5	<b>SA60BC</b>



### qwikSLOT Single Unit

- (2) Super Erecta Shelves
- (5) qwikSLOT Drop Mat shelves
- (5) 9985QSL locking clips
- (4) qwikSLOT seismic staked posts
- (2) Sway Brace End Kits
- (1) Sway Brace Back Kit
- (1) SAFP



### Super Erecta Single Unit

- (4) Super Erecta Shelves
- (4) staked posts
- (1) SAFP

**NOTE:** Use qwikSLOT locking clips when configuring qwikSLOT shelves in seismic zones.

**Cat No. 9985QSL. Use one kit per qwikSLOT shelf**

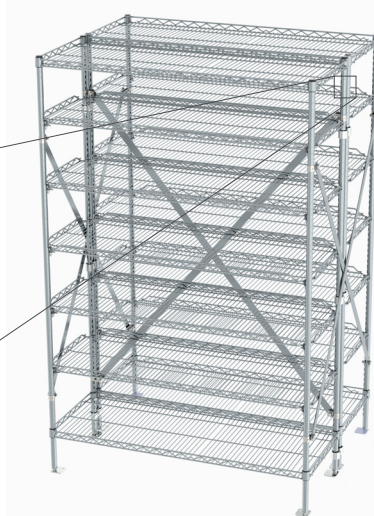


## Configuring Back-to-Back Shelving Units

### Seismic Post Clamps

- Used to connect units together for greater stability.
- Each kit contains six post clamps.
- REQUIRED for each pair of back-to-back units.

Approx. Pkd. Wt. (lbs.) (kg)		Cat. No.
4.5	2.0	<b>SAPC</b>



### qwikSLOT Back-to-Back Unit

- (4) Super Erecta Shelves
- (10) qwikSLOT Shelves
- (10) 9985QSL locking clips
- (8) qwikSLOT seismic staked posts
- (2) Sway Brace End Kits
- (1) Sway Brace Back Kit
- (2) SAFF
- (1) SAPC (post clamp kit)


### Sway Braces:

- REQUIRED for qwikSLOT and drop mat qwikSLOT when seismic anchoring is required.
- Optional for Super Erecta and Super Adjustable.
- Sway braces include clamps and hardware for mounting to 1" (25mm) round posts.

### Sway Brace End Kit - TWO are used per back-to-back unit.

- Includes braces that form an "X" on one side of the unit.

For Combined Shelf Depths	Approx. Pkd. Wt. (lbs.) (kg)		Cat. No.
Two 18" Depth.	9.0	4.1	<b>SA36BC</b>
One 18" & One 21" Depth			
Two 21" Depth	9.2	4.2	<b>SA42BC</b>
One 18" & One 24" Depth			
One 21" & One 24" Depth	9.8	4.4	<b>SA48BC</b>
Two 24" Depth			



### Sway Brace Back Kit - ONE is used per back-to-back unit.

- Includes braces that form an "X" along the shelf length (back side).

For Shelf Length (in.) (mm)	Approx. Pkd. Wt. (lbs.) (kg)		Cat. No.
24 & 30 610 & 760	6.1	2.8	<b>SA24EC</b>
36 914	9.0	4.1	<b>SA36BC</b>
42 1060	9.2	4.2	<b>SA42BC</b>
48 & 54 1219 & 1370	9.8	4.4	<b>SA48BC</b>
60 1524	10.0	4.5	<b>SA60BC</b>

Sway brace kits are REQUIRED for qwikSLOT when seismic anchoring is required.

## Wall Brackets

- Optional chrome plated brackets for connecting wire shelving or Super Erecta Pro shelving to the wall for added stability.

Approx. Pkd. Wt. (lbs.) (kg)		Cat. No.
0.2	0.1	<b>9984C</b>

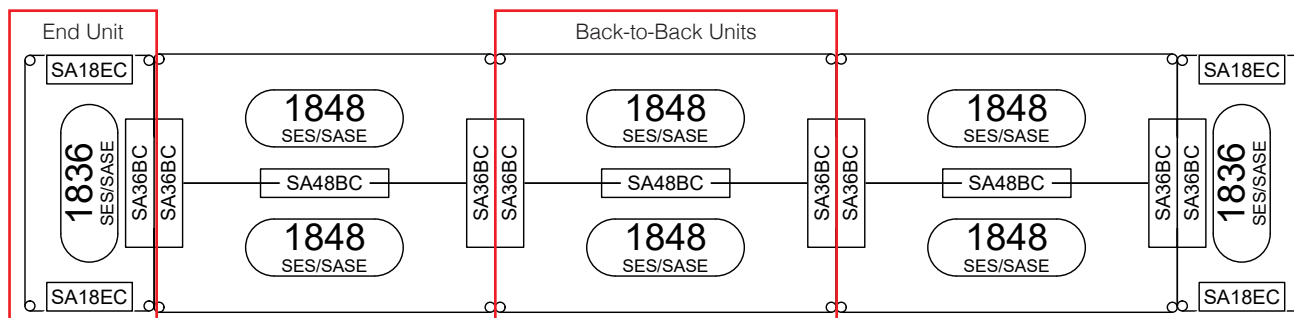


9984C

# Seismic Components

(for site specific approvals)

This layout of an island provides a reference to help identify seismic parts needed for typical island configurations.



## EXAMPLE - qwikSLOT Drop Mat shelving

Configurations: 7-tier shelving units on 74" posts. Super Erecta Top and Bottom Shelves, qwikSLOT intermediate shelves.

### End Unit (One unit)

- (2) HDM1836NC Super Erecta drop mat shelf (for top and bottom level)
- (5) HDM1836QC qwikSLOT drop mat shelf
- (4) 74SAPQ staked qwikSLOT post
- (1) SAFP seismic foot plate kit
- (2) SA18EC sway brace kit for 18" deep unit
- (1) SA36BC sway brace kit for 36" long unit

For two end caps multiply the quantities by 2.

### Back-to-Back Unit (One unit)

- (4) HDM1848NC Super Erecta drop mat shelf (for top and bottom level)
- (10) HDM1848QC qwikSLOT drop mat shelf
- (8) 74SAPQ staked qwikSLOT post
- (2) SAFP foot plate kit for front side of unit
- (2) SA36BC sway brace kit
- (1) SA48BC sway brace kit
- (1) SAPC post clamp kit

For three adjacent back-to-back units, multiply the quantities by 3.