

Kobi

Model # 8836

Kobi Trough Planter



DESCRIPTION

Elevate your space with the Kobi 36" Trough. This stylish planter requires little maintenance and has a built-in water reservoir to keep your plants thriving all year long.

- Direct access to water reservoir
- Built-in overflow drainage (optional plug for indoor use)
- Weather resistant, four season planter
- Molded from 100% polyethylene with UV inhibitors
- Warranty: 15-Yr Residential Use / 5-Yr Commercial Use

PRODUCT DIMENSIONS

Outside Dimensions: 36in L x 14in W x 24in H (91.5cm x 35.7cm x 61cm)

Inside Dimensions: 32.5in L x 10.5in W x 14in D (82.6cm x 26.6cm x 35.6cm)

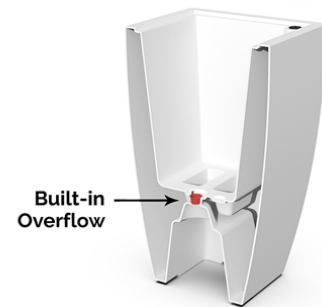
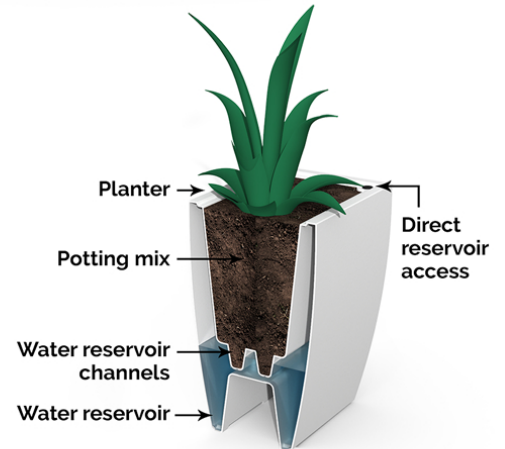
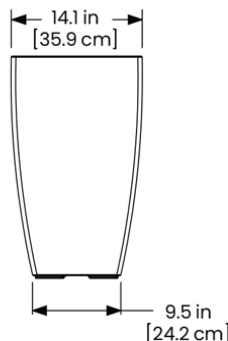
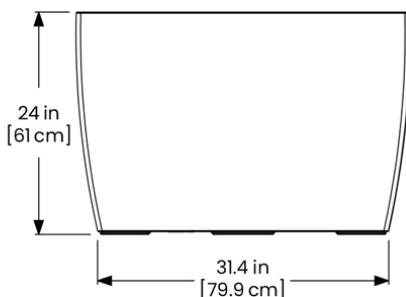
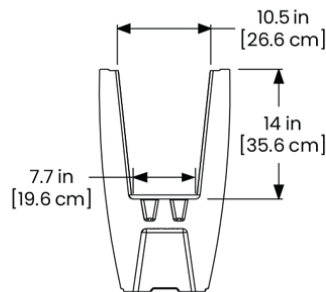
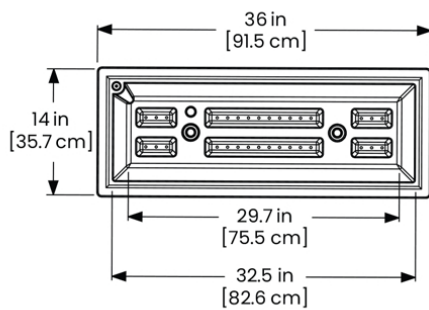
Soil Capacity: 17Gal (64L)

Water Reservoir Capacity: 10.3Gal (39L)

Wall Thickness: 0.15in (3.8mm)

Part Weight: 23.5lbs (10.7kg)

Material: Polyethylene



MAYNE[®]
CONTRACT

7024 Kilbourne Rd - Unit A

London, ON N6P 1K6

866-363-8834 | gomayne.com

customerservice@gomayne.com