





Lancaster Table & Seating Industrial 24" x 30" Solid Wood Live Edge Bar Height Table with Slate Gray Finish

#3492430CLG37

Item #: 3492430CLG37 Qty: _____
 Project: _____
 Approval: _____ Date: _____



Features

- Industrial-style slate gray finish wood column with steel base plate and spider
- Solid 1 1/2" thick live edge table top
- Wide, square base with adjustable feet ensures table stability
- 30" length is perfect for seating 2 guests comfortably
- Pair with Lancaster Table & Seating industrial bar stools (sold separately)

Certifications




Seating Capacity: 2

Technical Data


| | |
|----------------------|---------------|
| Length | 30 Inches |
| Width | 24 Inches |
| Height | 38 1/4 Inches |
| Height Style | Bar Height |
| Base Color | Black |
| Color | Gray |
| Features | Live Edge |
| Finish | Slate Gray |
| Max Seating Capacity | 2 Chairs |
| Samples Available | Yes |

| Technical Data | |
|------------------------|--------------|
| Shape | Rectangle |
| Style | Solid Wood |
| Table Seating Capacity | 2 Chairs |
| Tabletop Material | Wood |
| Tabletop Thickness | 1 1/2 Inches |
| Type | Tables |
| Usage | Indoor |

Plan View




Notes & Details



Feature beautiful wood with reliable durability in your dining room by choosing this Lancaster Table & Seating industrial 24" x 30" solid wood live edge bar height table with slate gray finish. Complete with an attractive table top and bar height base, this table is the perfect addition to your winery, brewery, or farm-to-table eatery. It combines the natural look of wood with rugged metal accents to add a rustic element with contemporary flair to your establishment. The slate gray finish highlights the distinctive woodgrain patterns and gives the table a unique aesthetic that can't be duplicated.

Thanks to its 1 1/2" thick European beechwood construction, the table top is durable enough to withstand the wear and tear of everyday use. Its underside includes V-shaped metal braces that prevent the wood from warping, which helps to maintain the smooth, sturdy surface. This table top also features 2 live edges for a rustic look that captures the natural beauty of wood. At 30" in length, it can comfortably seat 2 guests.

The included table base features a solid beechwood column with a steel base plate and spider attachment. The wide, square base helps prevent the table from wobbling, while the adjustable feet add stability and help protect your floors from scuffs and scratches. Thanks to its generous 300 lb. weight capacity, the table base will provide a reliable foundation for heavy meals, dinnerware, and decor. The table base elevates your table top to bar height, ensuring it stays steady and balanced while guests enjoy your signature drinks and dishes. Pair this table with Lancaster Table & Seating industrial bar stools (sold separately) to complete your dining area.

**WARNING:** This product can expose you to chemicals including lead, which are known to the State of California to cause cancer and birth defects or other reproductive harm. For more information, go to www.p65warnings.ca.gov.