


Hydration Cart

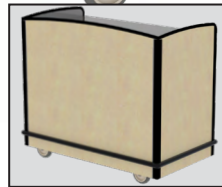
Full-Serve Stainless Steel

Models 8702, 8704, 8706, 8708

Model 8708



Model 8702

*Beige Suede
laminate finish**Optional vinyl wrap graphic**Optional pull-out shelf and drawer**Optional double bumper*

Offer Hydrating Beverages And Healthy Snacks To Residents And Visitors

Benefits

- Provide healthy beverages and snacks in various locations
- Rolls easily to serving location
- Attractive presentation encourages fluid consumption

Features

- Stainless steel welded construction
- Spacious top serving area
- Interior storage compartment(s) with adjustable ledges or solid fixed shelf
- Endless choice of standard or custom finishes and graphic wraps
- Top edges hold serving pieces securely
- Perimeter bumper protects walls and doorways

Casters

- All-swivel 5" cushion tread

Spec. # _____

A/A # _____

Specifications:

Unit shall be Lakeside model 87____ (02, 04, 06, 08) to be of welded stainless steel construction. Unit base and top shall be 18-gauge and sides, interior shelf or wall shall be 20-gauge stainless steel. Standard exterior shall be stainless steel with a choice of optional laminate finish or vinyl graphic wraps. Interiors feature either two compartments with three sets of height-adjustable universal ledges or a single compartment with welded 20-gauge solid stainless steel shelf. Exterior shall have a continuous bumper on three sides. Casters shall be 5" (127mm) all-swivel with cushion tread wheels, fastened to an 18-gauge stainless steel dolly for extra strength.

Lakeside Manufacturing, Inc.

4900 West Electric Avenue • West Milwaukee, WI 53219 U.S.A.

800-558-8565 • 414-902-6400 • Fax 414-902-6446 • info@eLakeside.com • www.eLakeside.com/foodservice

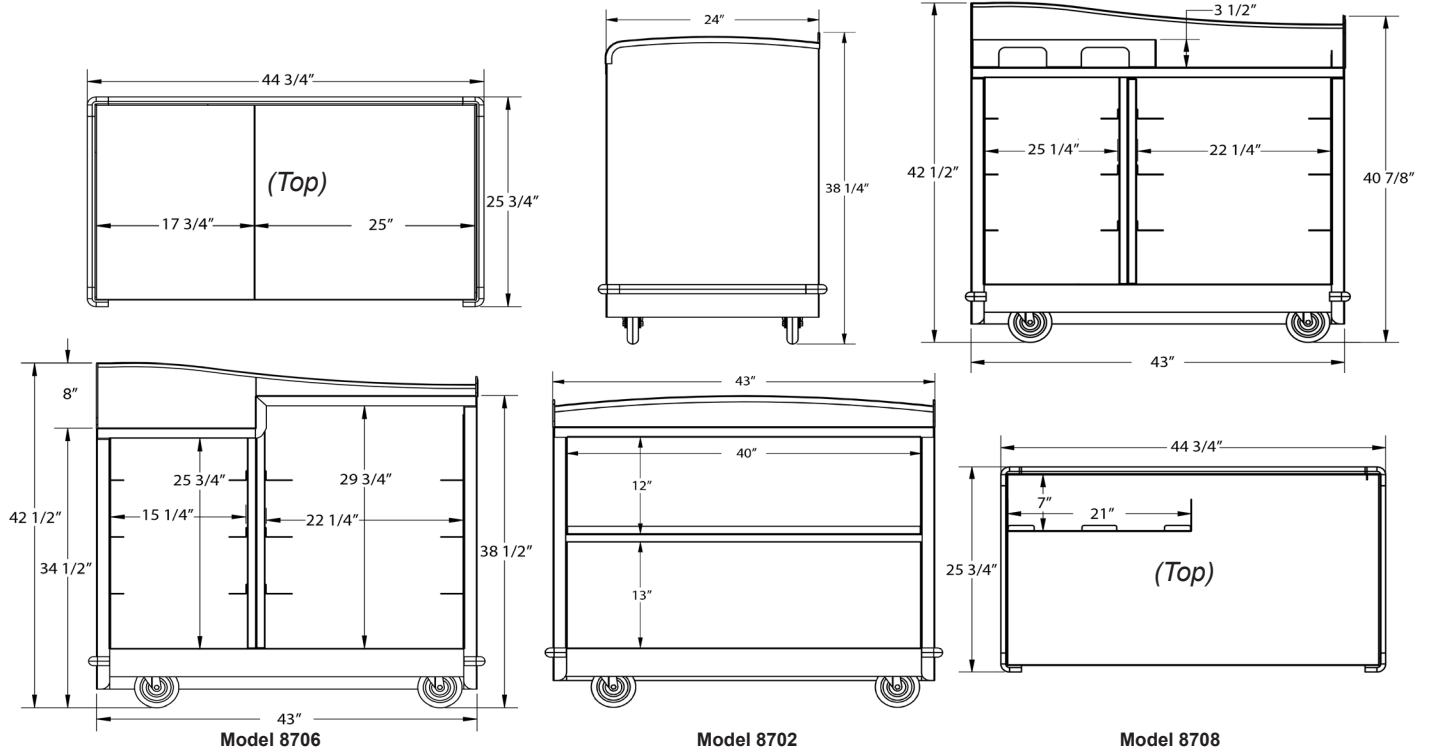
Models
8702, 8704
8706, 8708

Hydration Cart

Full-Serve Stainless Steel

Spec. #

AIA #



Model Information:

Model	Description	Top Height	Compartment(s)			Overall Size			Case Wt. Lbs. (Kg)
			W	D	H	W	D	H	
8702	Flat Top, 1 Interior Shelf	35" (889)	40" (1016)	23 3/4" 603	26" 660	44 3/4" (1137)	25 3/4" 654	38 1/4" 972	129 (58.5)
8704	Flat Top, 2 Compartments	34 1/2" (876)	L 17 1/2" (445)	23 3/4" 572	25 3/4" 654	44 3/4" (1137)	25 3/4" 654	38 1/4" 972	165 (74.8)
			R 20 1/2" (521)	23 3/4" 572	25 3/4" 654				
8706	Dual Height Top, 2 Compartments	H 38 1/2" (978)	L 15 1/4" (387)	24" 610	25 3/4" 654	44 3/4" (1137)	25 3/4" 654	42 1/2" 1080	182 (82.6)
		L 34 1/2" (876)	R 22 1/4" (565)	24" 610	25 3/4" 654				
8708	Flat Top, High Edge 2 Compartments	34 1/2" (876)	L 15 1/4" (387)	24" 610	25 3/4" 654	44 3/4" (1137)	25 3/4" 654	42 1/2" 1080	185 (83.9)
			R 22 1/4" (565)	24" 610	25 3/4" 654				

Dimensions in () denote metric millimeters, unless otherwise noted.

Available Laminate Finishes




☐ Walnut

☐ Gray Sand

☐ Light Maple

☐ Victorian Cherry



☐ Beige Suede



☐ Hard Rock Maple



☐ Red Maple



☐ Red



☐ Green



☐ Black



☐ Royal Blue



☐ Purple

Options:

- ☐ Dual wrap around bumper
- ☐ Utility drawer(s) _____
- ☐ Eutectic chilled drawer(s) _____
- ☐ Pull-out stainless steel shelf
- ☐ Laminate exterior finish
- ☐ Vinyl graphic exterior wrap
- ☐ Hinged doors

LAKESIDE
Ingenuity On Wheels™

Lakeside Manufacturing, Inc.
4900 West Electric Avenue • West Milwaukee, WI 53219 U.S.A.
800-558-8565 • 414-902-6400 • Fax 414-902-6446
info@eLakeside.com • www.elakeside.com/foodservice