



30" W x 16.5" D x 30" H

Ship Weight: 57 lbs

Warranty: 5 Years


Fully Assembled

Made in United States

KYDZ Safe.

KYDZ Strong.

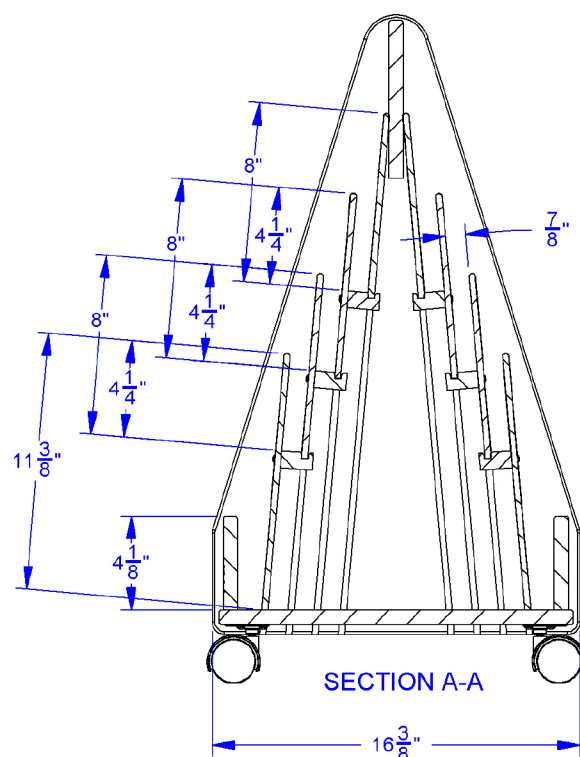
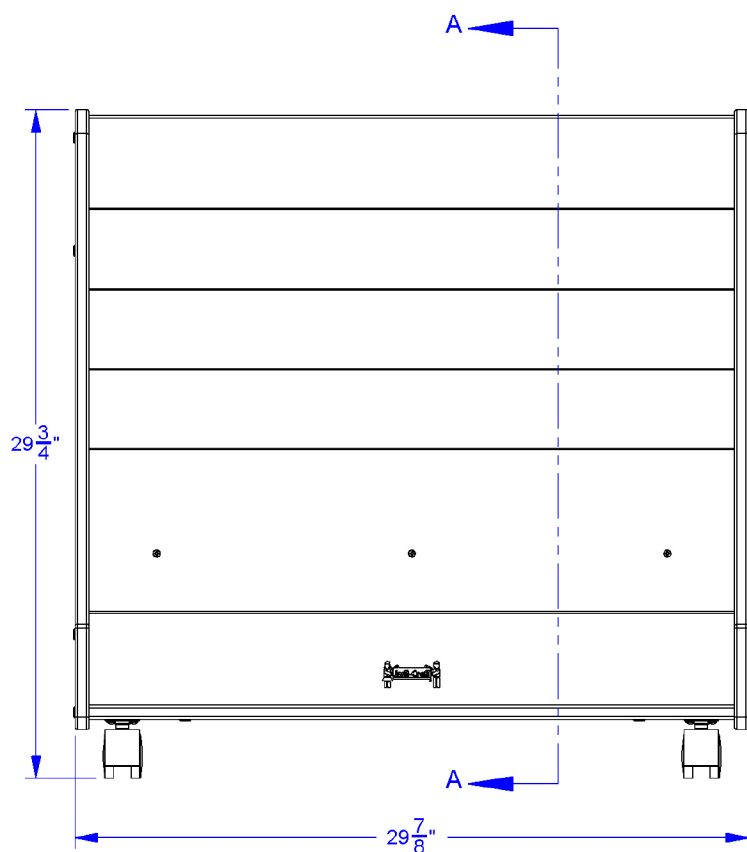
TRU Edge.



003	004	005
Blue	Purple	Teal
007	008	112
Yellow	Red	Navy
114	119	180
Orange	Green	Black

Just the right size. Back is identical to front with equal storage capacity. Eight total display shelves. Approximately 1" shelf depth. KYDZSafe® edges. KYDZStrong® construction. TRUEdge®. Constructed of 5/8" thick freckled-gray Thermally Fused Laminate (TFL). Caster option available. Write-n-Wipe partitions. Caster mounted for mobility.





Jonti-Craft Flagship Features Include:

KYDZSafe corners & edges are rounded to minimum of $\frac{1}{2}"$ radius. KYDZSafe kickplates prevent pinching & lost objects. KYDZSafe 15" depth adds increased stability & 25% more storage than competitor's 12" depth. KYDZStrong materials are guaranteed to last. KYDZStrong dowel-pin construction adds stability & strength. KYDZStrong Recessed backs give stability & structural integrity. TRUEdge is permanently thermo-fused to furniture, is moisture-resistant, and prevents germs from getting into the board. TRUEdge also comes in multiple colors.