



WR36B

Worktop 36" Refrigerator



WR36B
04/08/21
Item # 13583

W x D x H
36" x 30" x 40"*
*with 6" casters



Dimensions / Capacity

Interior Storage Capacity (CF)	9.9 ft ³
Interior Storage Capacity (CF) (AHAM)	8.64 ft ³
Overall Width x Depth (including 1" bumper)	36" x 31"
Height (including 6" casters)	40"
Door Opening Width x Height	25.5" x 23"
Depth with Door Open at 90° (including 1" bumper)	58.5"
Adjustable Shelves	1
Shelf Dimensions (W x D)	31" x 16"
Crated Weight	216 lbs.
Crated Length x Width x Height	40.5" x 34" x 40.5"

Electrical / Refrigeration

Voltage	115/60/1
HACR Breaker	15.0 Amps
Electrical Connection (NEMA)	5-15P ⚡
Voltage Range	104-126
Ambient Temp. Range	45° to 100°F
Control Setpoint Range	32° to 52°F
Amperage	2.5
Energy Consumption (kWh/day) @ASHRAE	0.691
Heat Rejection (BTU/Hr.) @NSF	184
Approx. Nominal Compres. BTU/HR (HP)	988 (1/6HP)
Refrigerant / Charge Amount (oz)	R290 (2.3 oz)

Options

- ☐ 2.25" Casters
- ☐ 4" Casters
- ☐ Additional epoxy shelves
- ☐ Stainless steel shelves
- ☐ Overshelves
- ☐ Cylinder locks (-01 factory installed)*
- ☐ Foot pedals:
- ☐ HS-5378 Left hinge door
- ☐ HS-5379 Right hinge door

Warranty

3 Year - parts and Labor on entire machine.
5 Year - Parts on Compressor
Valid in United States, Canada, Puerto Rico and U.S. Territories. Contact factory for warranty in other countries.

* SPECIAL ORDER- Allow 4-6 weeks lead time.

Item #: _____
Project: _____
Qty: _____
AIA#: _____

Features

- Engineered to maintain NSF-7 temperatures in 100°F ambient.
- Stainless steel exterior front, sides, and top with stainless steel interior sides, back, and floor
- Front breathing air flow design
 - Environmentally friendly R290 hydrocarbon refrigerant
 - Cabinet and doors are insulated with 2" CFC free, foamed in place polyurethane
 - Exclusive "stepped" door design to protect door gasket
 - Spring assisted self-closing doors with stay open feature
 - Extruded aluminum flush mount door handle
 - Field reversible doors
 - Magnetic door gasket is easily removable for cleaning
 - Hot gas condensate removal
 - E-coated evaporator coil
 - One epoxy coated shelf per section is standard
 - Anodized aluminum shelf supports adjustable in 1/2" increments
 - Standard with 6" casters (two with brakes)
 - 10 ft. cord and plug

Hoshizaki reserves the right to change specifications without notice.



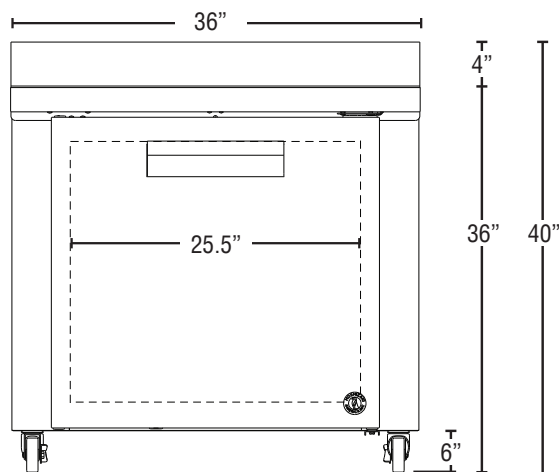
WR36B

Worktop 36" Refrigerator

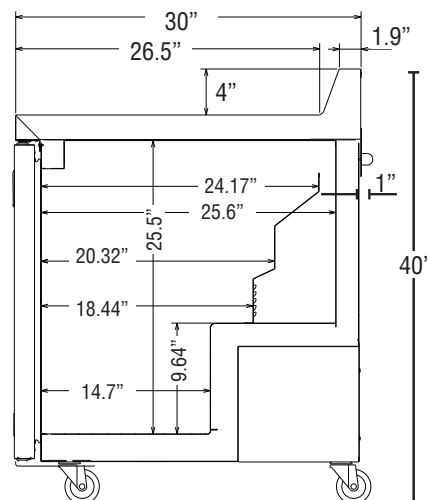


WR36B
04/08/21
Item # 13583

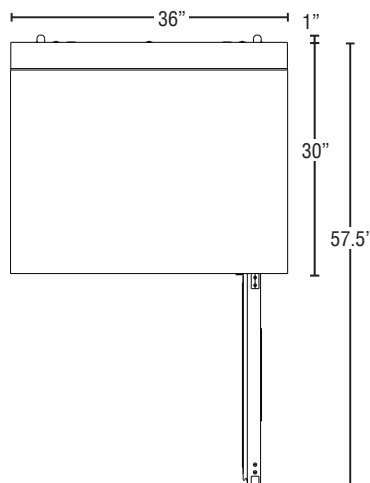
FRONT VIEW



SIDE VIEW



PLAN VIEW



Cabinet Construction

The exterior cabinet top, front, and sides, are constructed of high quality stainless steel. The exterior back and bottom are constructed of coated steel. The cabinet interior features stainless steel back, sides, and floor with a stainless steel top. One heavy duty epoxy coated shelf per section is standard. Mounted on anodized aluminum pilasters the shelves are adjustable in $\frac{1}{2}$ " increments. Cabinet walls are insulated with 2" CFC free, foamed in place polyurethane. 6" polyolefin, stem casters (two with brakes) are standard.

Door Construction

Doors are constructed of high grade stainless steel exterior with an ABS interior liner and insulated with 2" CFC free, foamed in place polyurethane. Hoshizaki's exclusive "stepped" design protects the gasket while product is removed from the cabinet. Doors are provided with a one piece, extruded aluminum, flush mount handle. Spring assisted self-closing doors are equipped with a stay open feature past 90 degrees. Snap-in magnetic door gaskets are durable and easily removed for cleaning. Field reversible door hinging is standard.

Refrigeration System

The high efficiency refrigeration system is self-contained with an E-coated evaporator for extended life. Condensate removal is accomplished with an energy efficient non-electric evaporation system. A capillary tube controls the flow of environmentally friendly R290 refrigerant through the evaporator. Refrigeration system utilizes an "off cycle" defrost to eliminate any ice on the evaporator coil. 115 volt units are equipped with a ten foot cord and plug (20.0 amps or less).