

# HEAVY DUTY ICE-COOLED TABLES WITH ENCLOSED BASE



**Enclosed Base**  
HDCPU-3-BS Shown  
with Optional TA-255P Casters

Item #: \_\_\_\_\_ Qty #: \_\_\_\_\_  
Model #: \_\_\_\_\_  
Project #: \_\_\_\_\_

## FEATURES:

Heavy duty construction  
All welded 300 series stainless steel  
Fiberglass insulation  
Uses standard 12" x 20" pans, and smaller pans with the use of adapter bars (NOT INCLUDED)  
Stainless steel shelf with removable 3/8" thick poly cutting board - Ships K.D.

## MATERIAL:

**CABINET BASE:** 18 gauge #304 stainless steel  
**LINER:** 8" deep, 18 gauge #302 stainless steel welded  
**CUTTING BOARD:** White Thermoplastic  
**INSULATION:** Fiberglass  
**LEGS:** 16 gauge stainless steel with full adjustable stainless steel bullet foot

Model	Length (L)	Width	O.A. Inside Well Dim (A x B)	Wt (lbs.)	Cu. Ft.
HDCPU-2-BS	31.867"	28.25"	27.476" x 20.16"	117 lbs.	27
HDCPU-3-BS	47.179"	28.25"	42.78" x 20.16"	145 lbs.	39
HDCPU-4-BS	62.492"	28.25"	58.1" x 20.16"	205 lbs.	58
HDCPU-5-BS	77.80"	28.25"	73.4135" x 20.16"	250 lbs.	69
HDCPU-6-BS	93.11"	28.25"	88.825" x 20.16"	295 lbs.	81


## Food Table Shelving & Accessories

Visit our website for additional accessories



### Double Sided Self-Serve Buffet Shelf with Built-In Food Shield

Model	Length	Approx Wt.	Cu. Ft.
TBS-2	31-13/16"	34 lbs.	2
TBS-3	47-1/8"	42 lbs.	3
TBS-4	62-7/16"	47 lbs.	4
TBS-5	77-3/4"	55 lbs.	4
TBS-6	93-1/8"	63 lbs.	4



### Acrylic Side Panels for Buffet Shelf

Add side panels to meet additional NSF requirements (2 panels per end)


TBP-1 One End  
TBP-2 Two Ends

Field Installation Available



### Single Sided Cafeteria Shelf with Built-In Food Shield

Model	Length	Approx Wt.	Cu. Ft.
TSS-2	31-13/16"	18 lbs.	2
TSS-3	47-1/8"	23 lbs.	3
TSS-4	62-7/16"	30 lbs.	4
TSS-5	77-3/4"	35 lbs.	4
TBS-6	93-1/8"	41 lbs.	4



### Acrylic Side Panel for Serving Shelf

Add side panels to meet additional NSF requirements. (1 panel per end)

TSP-1 One end  
TSP-2 Two Ends

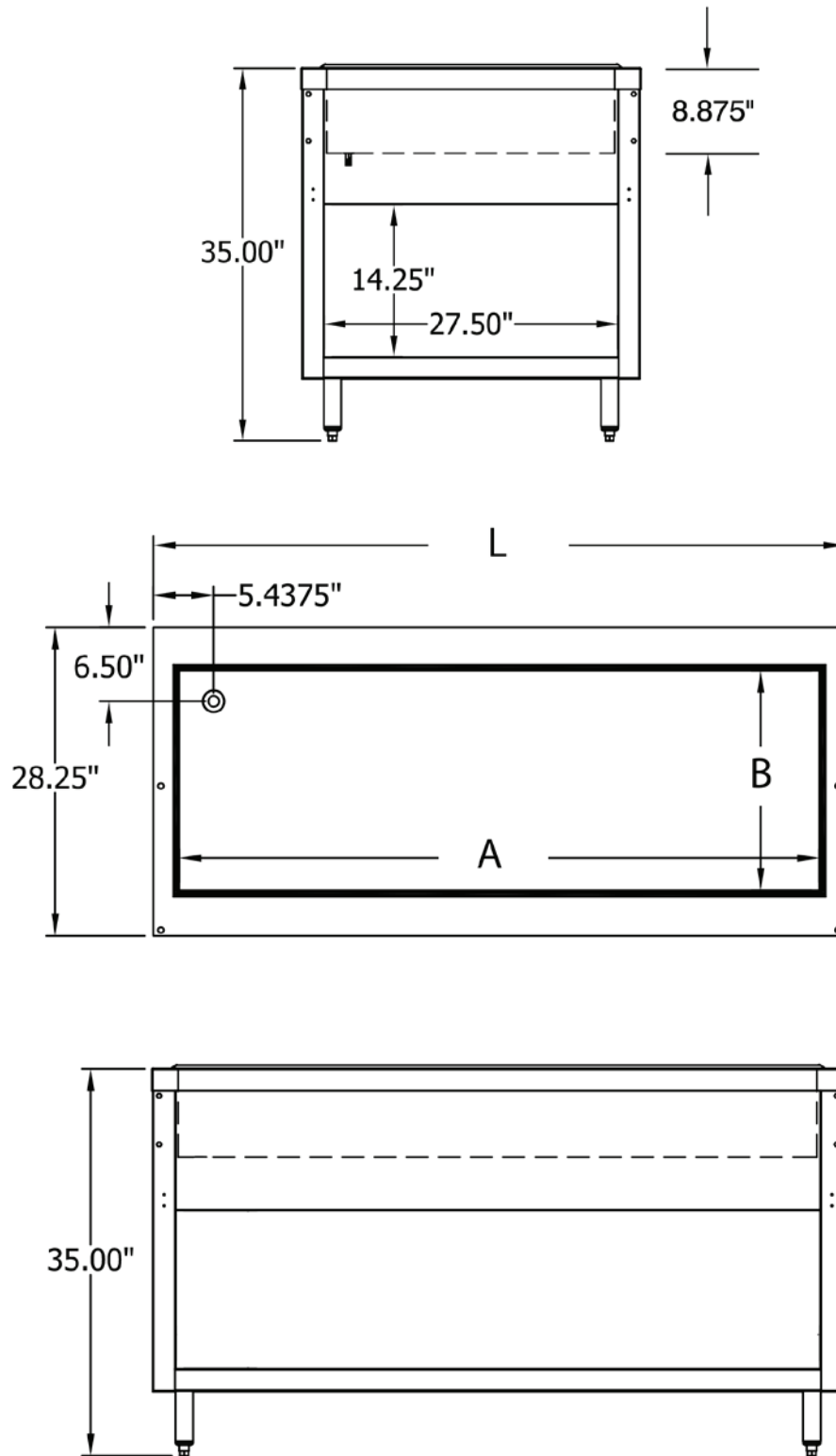
Field Installation Available

# DIMENSIONS and SPECIFICATIONS

TOL  $\pm .125"$

ALL DIMENSIONS ARE TYPICAL

## SIDE VIEW



REF-V

200 Heartland Boulevard, Edgewood, NY 11717-8380

ADVANCE TABCO is constantly engaged in a program of improving our products. Therefore, we reserve the right to change specifications without prior notice.

© ADVANCE TABCO, JULY 2016