



BEVERAGE-AIR®

PROJECT: _____
ITEM # _____ QTY: _____
MODEL # _____
AIA # _____ SIS # _____
APPROVED: _____

HORIZON BOTTOM MOUNT REFRIGERATORS

Model: HBR44HC-1-HS

HALF SOLID DOOR



7 YEAR WARRANTY Parts, Labor, and Compressor

CABINET CONSTRUCTION

- Stainless steel front, side, and grille (galvanized back & bottom)
- Stainless steel interior
- Full electronic control with one-touch defrost
- Door locks (solid doors only)
- One-piece grille allow easy removal/installation for preventative maintenance
- Self closing door with 120° stay open feature
- LED lighting
- Spring-loaded style hinges
- Plug-in magnetic door gaskets
- Six (6) heavy duty epoxy coated wire shelves
- 6" Casters with two (2) brakes



OPTIONS & ACCESSORIES

- Stainless steel universal tray slide pair, 1 tray slide set for (1) 18" x 26" or (2) 14" x 18" pans (AC)
- 3" Casters or 6" legs
- Wine models
- Epoxy shelves
- Shelf clips
- Remote option* (see note on back page)

REFRIGERATION SYSTEM

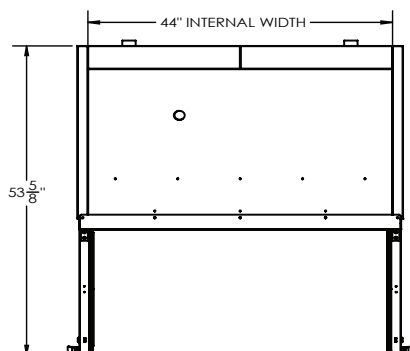
- Uses environmentally friendly, energy efficient R290 refrigerant, and meets all regulatory requirements for CARB, SNAP, DOE & more
- Hot gas condensate evaporator
- Adaptive defrost
- Epoxy coated evaporator coil
- Maintains product temperatures between 36°F and 38°F



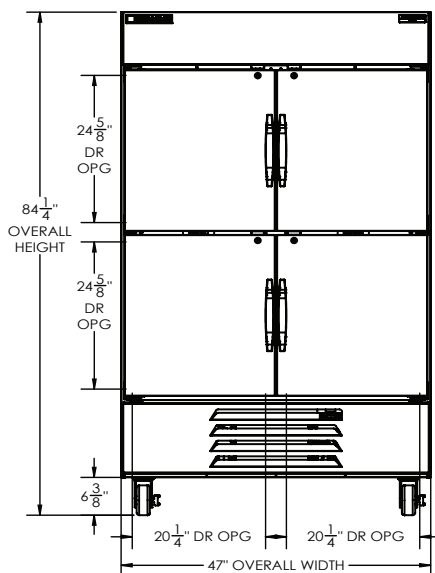
BEVERAGE-AIR®

Horizon Bottom Mount Model: HBR44HC-1-HS

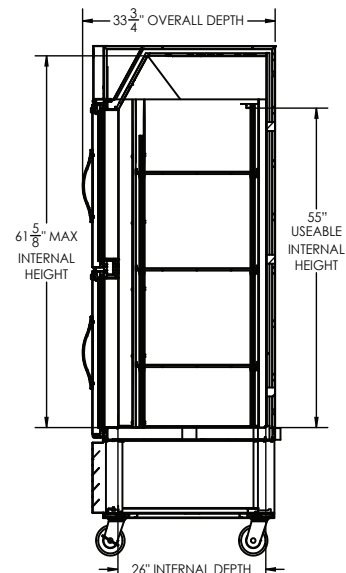
PLAN VIEW



ELEVATION VIEW



SIDE VIEW



EXTERNAL DIMENSIONAL DATA

| | |
|-------------------------------|-------------------|
| Width Overall (in) | 47" |
| Depth Overall (in) | 33 3/4" |
| Height Overall (in) | 84 1/4" |
| Number of Doors | 4 |
| Depth with Door Open 90° (in) | 53 5/8" |
| Door Openings (in) | 20 1/4" x 24 5/8" |

INTERNAL DIMENSIONAL DATA

| | |
|------------------------------|---------|
| NET Capacity (cubic ft.) | 40.2 |
| Internal Width Overall (in) | 44" |
| Internal Depth Overall (in) | 26" |
| Internal Height Overall (in) | 61 5/8" |
| Number of Shelves | 6 |

*NOTE: Remote units are field wired and come with 6" legs.
Refrigerant must be specified at time of order.

We reserve the right to change specifications and product design without notice. Such revisions do not entitle the buyer to corresponding changes, improvements, additions or replacements for previously purchased equipment. Dimensional tolerances +/- 1/4". Metric dimensions (MM).

Required Clearance: Bottom & Rear 3"

ELECTRICAL DATA

| | |
|---------------------|----------|
| Full Load Amps | 3.9 |
| Voltage | 115/60/1 |
| Nema Plug (8' cord) | 5-15P |

REFRIGERATION DATA

| | |
|---------------------------|--------------------|
| Horsepower | 1/3 |
| Capacity (BTU/Hr) | 2291 |
| Heat Rejection (BTU/Hr) | 3436.5 |
| Charge (lbs/grams/ounces) | 0.2425 / 110 / 3.9 |

SHIPPING DATA

| | |
|-----------------------|----------|
| Gross Weight - Crated | 538 lbs. |
| Height - Crated (in) | 86" |
| Width - Crated (in) | 49" |
| Depth - Crated (in) | 36" |

ELECTRICAL CONNECTION



115/60/1
NEMA 5-15P

Unit pre-wired at factory
and include 8' long cord
and plug set.

3779 Champion Blvd., Winston-Salem, NC 27105 | 888-845-9800 | Fax: 336-245-6453 | Beverage-Air.com | Sales@bevair.com

Date Issued 1/26 | Printed in U.S.A.