

Project Name: _____ AIA#: _____

Model #: _____ Location: _____


SIS#: _____ Item #: _____ Quantity: _____



G-Series Medium Duty Automatic Slicer

Enhanced features — improved slicing performance!

Chute and end weight now accommodate 10.5" tall product. Pyramid-shaped end weight teeth improve product gripping for optimal slice quality.



Model

☐ G12A – 12" Diameter Knife

Standard Features

- Automatic or manual slicer operation
- 12" hard chromed special alloy, hollow ground knife, longer lasting and easier to sharpen
- Extended rod, end weight and chute can accommodate product up to 10.5" in length (1)
- Gripping teeth on underside of end weight for stability when slicing taller product (*inset 2*)
- Pyramid-shaped end weight teeth improve product hold during slicing (3)
- 0 to 1/2" slice thickness
- Powerful 1/2 HP knife motor
- Motor overload protection with manual reset
- Oversized positive traction grooved belt drive
- Knife cover interlock
- Knob makes installation and removal of knife cover easier (*inset 4*)
- Top mounted all metal knife sharpener
- Removable easy-to-clean chute, slice deflector, and knife sharpener
- Anodized aluminum construction with seamless edges and radius corners
- Metal bottom base enclosure
- Permanently attached knife ring guard
- Moisture proof, easy-to-clean ON/OFF switch and knife hub
- Sealed splash zones for added sanitation and protection of electronics
- Ergonomically designed, dual purpose handle
- Easy movement with smooth stainless steel ball bearing chute slide
- 35° angled food chute
- No voltage release relay system
- Power indicator light
- Non-slip rubber feet

Optional items

- Large slicer cover
- Vegetable hopper
- Extended warranty

To select options, see complete list on back



Warranty

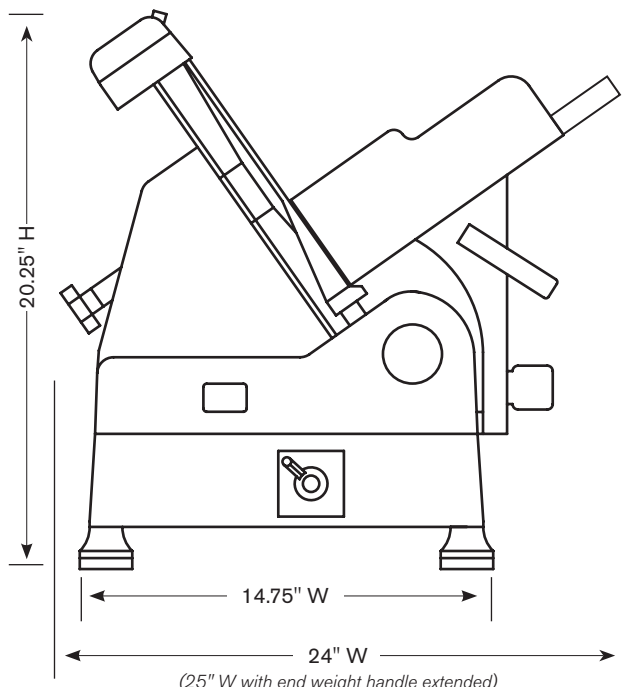
- One-year parts and labor

Approved by: _____ Date: _____

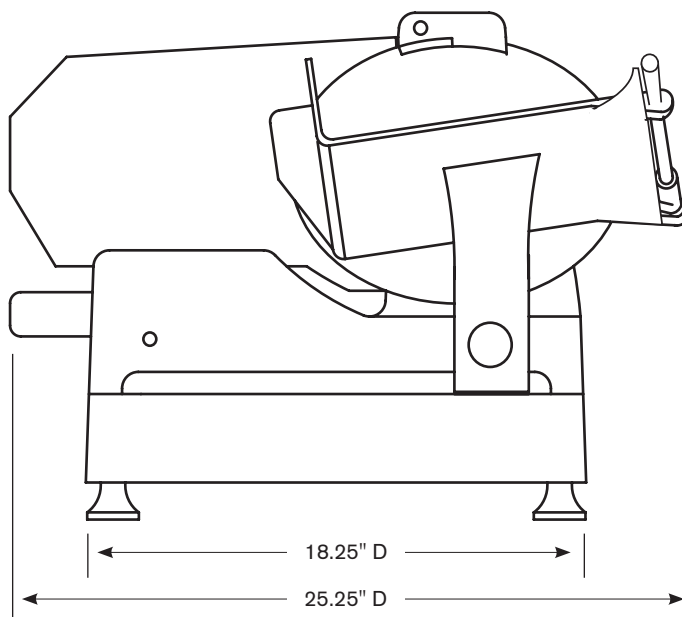
2153 Dryden Rd., Dayton, OH 45439 | 937-299-5493 | 800-347-5423 | Fax: 937-299-4147 | www.globefoodequip.com



Front View



Side View



SPECIFICATIONS

| Model | Auto or Manual | Motor | Volts | Amps | Drive Type | Slicing Volume per Day | Cheese Slicing | Blade Diameter | Max Slice | Product Cutting Capacity | | |
|-------|----------------|--------|----------|------|------------|------------------------|----------------|-------------------|------------------|--------------------------|--------------------|------------------|
| | | | | | | | | | | W (Width) | D (Diameter) | L (Length) |
| G12A | Both | 1/2 HP | 115-60-1 | 3 | Belt | 2.5 Hours | | 12" (30.48 cm) | 1/2" (1.3 cm) | 10" (25.4 cm) | 8.75" (22.2 cm) | 10.5" (26 cm) |

Cord & Plug: Attached 6 foot flexible 3-wire cord with molded plug fits a grounded receptacle. NEMA 5-15

DIMENSIONS | SHIPPING INFORMATION

Reinforced carton for shipping. The weight and dimensions of this reinforced carton are included below and may vary from shipment to shipment.
This product ships on a pallet. Freight class 85.

| Model | Overall Dimensions | Net Wt | Shipping Dimensions | Ship Wt |
|-------|--|-------------------|--|-------------------|
| G12A | 25" w x 25.25" d x 20.25" h (64 cm x 64 cm x 51.4 cm) | 81 lbs (37 kg) | 25" w x 28" d x 32" h (64 cm x 71 cm x 81 cm) | 93 lbs (42 kg) |

Slicer is automatic or manual with 12" diameter hard chromed special alloy, hollow ground knife with stain resistant heavy-gauge anodized aluminum finish. Unit has 1/2 HP fan cooled motor with overload protection, manual reset, permanently lubricated ball bearings and positive traction grooved drive belt. Slicer has top mounted, removable, dual action knife sharpener with two stones, and removable food chute, slice deflector and knife cover. On/Off switch and electric wiring are moisture proof with sealed splash zones. Slicer is NSF and ETL listed. One-year parts and labor warranty.

OPTIONAL ITEMS:

- ☐ **SC-LARGE** Large slicer cover
- ☐ **300014** Vegetable hopper
- ☐ **G-XDSL** Extended warranty, extends factory warranty to 2 years on parts and labor in the continental U.S.

Available only at time of purchase.