

4 WHEEL DEEP FRAME PALLET TRUCK
 MATERIAL: STEEL
 WHEEL: SOLID RUBBER
 CAPACITY: 1,000 LBS
 HEIGHT: 54"
 WIDTH: 25-3/4"
 DEPTH: 36"
 SHOE LENGTH: 13-3/4"
 PRODUCT WEIGHT: 92 LBS

PROPRIETARY AND CONFIDENTIAL

THE INFORMATION CONTAINED IN THIS DRAWING IS THE SOLE PROPERTY OF VALLEY CRAFT. ANY REPRODUCTION IN PART OR AS A WHOLE WITHOUT THE WRITTEN PERMISSION OF VALLEY CRAFT IS PROHIBITED.

UNLESS OTHERWISE SPECIFIED:

DECIMALS
 2 PLACES ± 0.01
 3 PLACES ± 0.005
 ANGLE $\pm 1^\circ$

GRIND/SAND SHARP EDGES .015 MAX
 DOES NOT APPLY TO DRILLED HOLE DIA.



TITLE: TRK-PAL/4-WHL-14-1/2

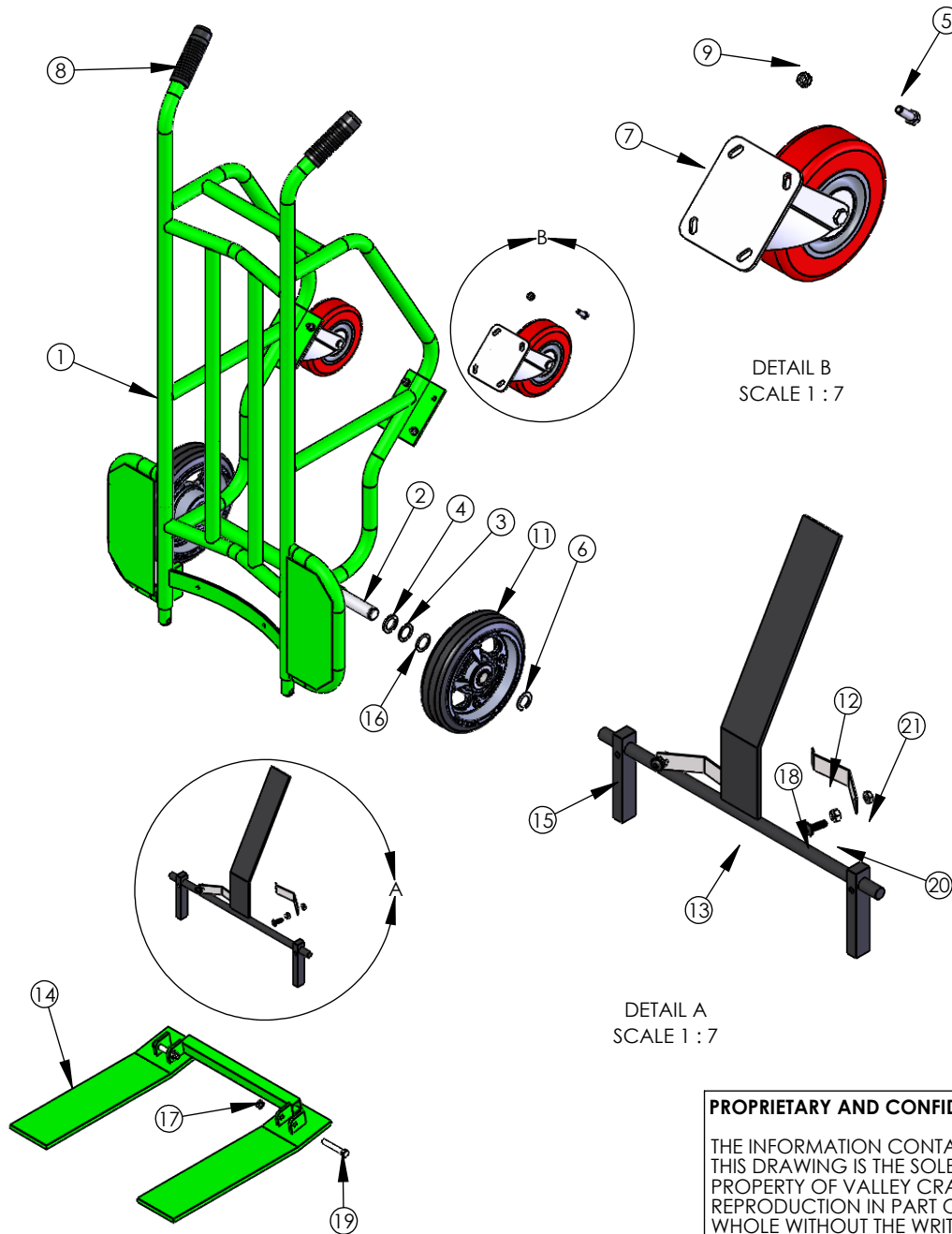
SIZE: **A** **PART NO.** F84813A6

MATL: Material <not specified>

SCALE: 1:24 **WEIGHT:** 83.06 **SHEET 1 OF 3**

B	E22-056	ADDED SHEET METAL GUARD	DN	11/09/2022
CHG.	E.C.O.	DESCRIPTION / WAS	BY	DATE

**ALL ANGLES ARE 90°
UNLESS SPECIFIED**



ITEM NO.	PART NUMBER	DESCRIPTION	QTY.
1	F60263A1	F W/806SS	1
2	F30001A1	AXLE-800SS	1
3	Z10011A5	BUSH-MACH 1x18GAx1-1/2 OD	2
4	Z10013A3	BUSH-MACH 1x10GAx1-1/2 OD	2
5	Z10123A0	S-HHC 5/16-18X1	8
6	Z10223A9	RING-RTNG 1	2
7	Z30121A0	CSTR-6X2 SWL RTP	2
8	Z50007A7	GRIP-HDL 1-1/8" BLK	2
9	Z10036A6	NUT-HEX KEPS 5/16-18	8
10	Z10200A6	WASHER-1/4 FLAT USS	8
11	F60004A5	WHL-10 D/M	2
12	F30212A6/R70212	SPG-TRIP PDL -- CS, use R70212 for RPMTS	2
13	F60008A1/R70006	TRIP PDL WLDMT -- CS, use R70006 for RPMTS	1
14	F60415A8/R70415	SHOE WLDMT-14.5/S -- CS, use R70415 for RPMTS	1
15	Z10007A9	PIN-SPG 1/4X3/4	1
16	Z10012A4	BUSH-MACH 1x14GAx1-1/2 OD	2
17	Z10047A3	NUT-NYL NE 3/8-16	2
18	Z10438A0	S-BHCS 1/4-20X3/4 BLK	2
19	Z10136A5	S-HHC 3/8-16X2-1/4	2
20	Z10035A7	NUT-HEX KEPS 1/4-20	2
21	Z10043A7	NUT-NYL NE 1/4-20	2

PROPRIETARY AND CONFIDENTIAL

THE INFORMATION CONTAINED IN THIS DRAWING IS THE SOLE PROPERTY OF VALLEY CRAFT. ANY REPRODUCTION IN PART OR AS A WHOLE WITHOUT THE WRITTEN PERMISSION OF VALLEY CRAFT IS PROHIBITED.

**ALL ANGLES ARE 90°
UNLESS SPECIFIED**

UNLESS OTHERWISE SPECIFIED:

DECIMALS
2 PLACES ±0.01
3 PLACES ±0.005
ANGLE ±1°

**GRIND/SAND SHARP EDGES .015 MAX
DOES NOT APPLY TO DRILLED HOLE DIA.**

	NAME	DATE
DRAWN	DN	12/09/2019
CHECKED		
ENG APPR.		

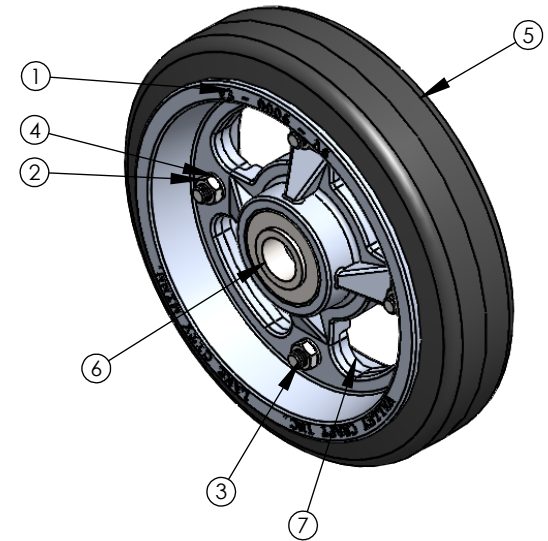
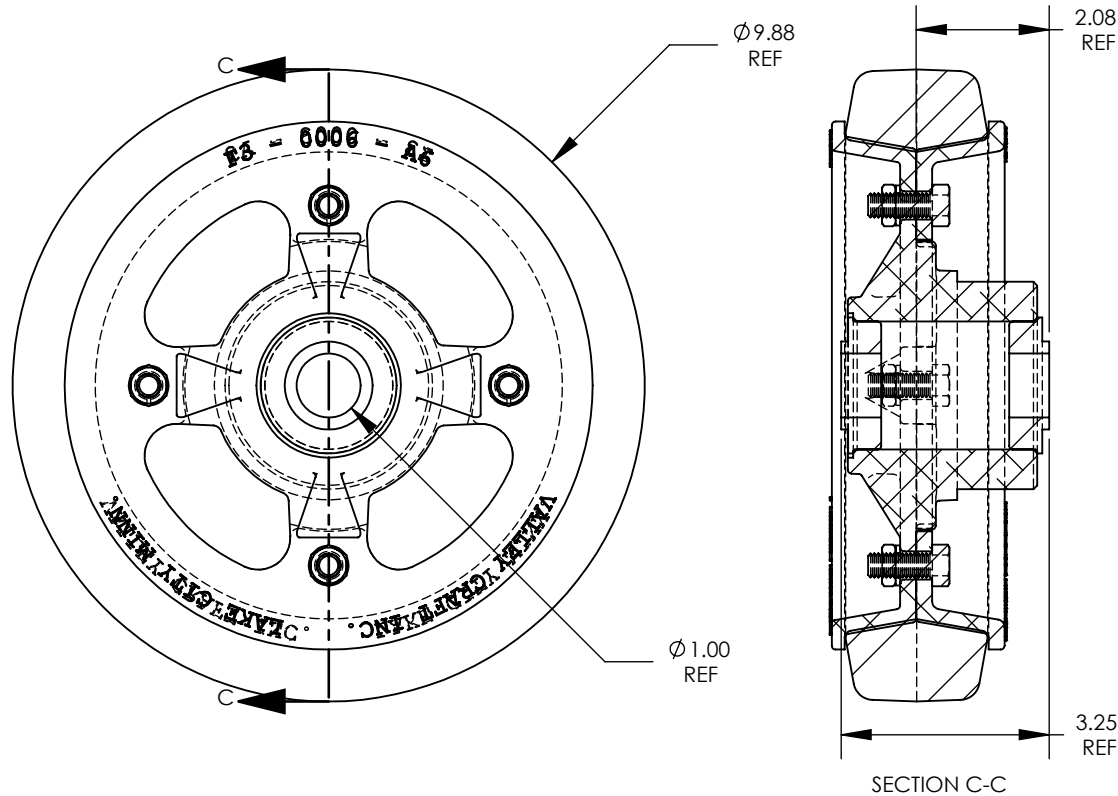


2001 South Hwy. 61, Lake City, MN 55041-9555, U.S.A.

TITLE: TRK-PAL/4-WHL-14-1/2

SIZE	PART NO.
A	F84813A6
MATL:	Material <not specified>
SCALE: 1:24	WEIGHT: 83.06 SHEET 2 OF 3

B	E22-056	ADDED SHEET METAL GUARD	DN	11/09/2022
CHG.	E.C.O.	DESCRIPTION / WAS	BY	DATE



NOTES:

- A** : 10 X 2-1/2 TIRE SIZE
- B** : SMOOTH TREAD PATTERN
- C** : SOFT RUBBER WHEEL MATERIAL
- D** : 600# LOAD CAPACITY
- E** : 8.5# WEIGHT/WHEEL
- F** : ALUMINUM HUB MATERIAL
- G** : BALL BEARING TYPE
- H** : SILVER HUB COLOR

ITEM NO.	PART NUMBER	DESCRIPTION	QT Y.
1	F30006A6	HUB-D/M 10X2.5	1
2	Z10026A8	NUT-HEX JAM 3/8-16ZP	4
3	Z10132A9	S-HHC 3/8-16X1	4
4	Z10214A0	WASHER-3/8 LOCK MD	4
5	Z30001A5	TIRE-HARD BASE D/M 10 X 2-1/2	1
6	Z30002A4	BRG-FLG 1/RPMT	2
7	Z30003A3	FLG-D/M 10X.5HD-10F	1

PROPRIETARY AND CONFIDENTIAL

THE INFORMATION CONTAINED IN THIS DRAWING IS THE SOLE PROPERTY OF VALLEY CRAFT. ANY REPRODUCTION IN PART OR AS A WHOLE WITHOUT THE WRITTEN PERMISSION OF VALLEY CRAFT IS PROHIBITED.

UNLESS OTHERWISE SPECIFIED:

DECIMALS
2 PLACES ± 0.01
3 PLACES ± 0.005
ANGLE $\pm 1^\circ$

GRIND/SAND SHARP EDGES .015 MAX
DOES NOT APPLY TO DRILLED HOLE DIA.



TITLE: WHL-10 D/M

NAME	DATE	SIZE	PART NO.
DRAWN JS		A	F60004A5
CHECKED			MATL:
ENG APPR.		SCALE: 1:3	WEIGHT: SHEET 3 OF 3

A	-	DRAWN	JS	01/29/2009
CHG.	E.C.O.	DESCRIPTION / WAS	BY	DATE

ALL ANGLES ARE 90°
UNLESS SPECIFIED