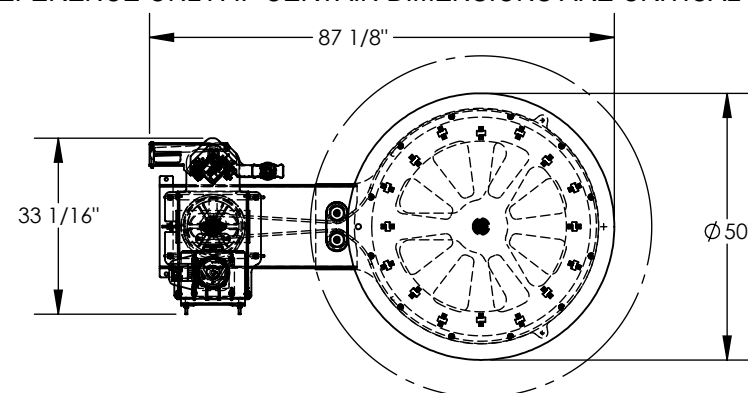


SEMI-AUTOMATIC STRETCH WRAP MACHINE - SWA-50

APPROX WEIGHT: 543.58 lbs.
DOES NOT INCLUDE WEIGHT OF POWER OR PACKAGING!!!

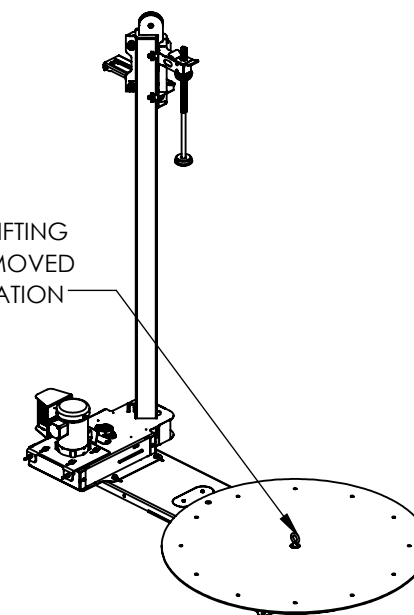
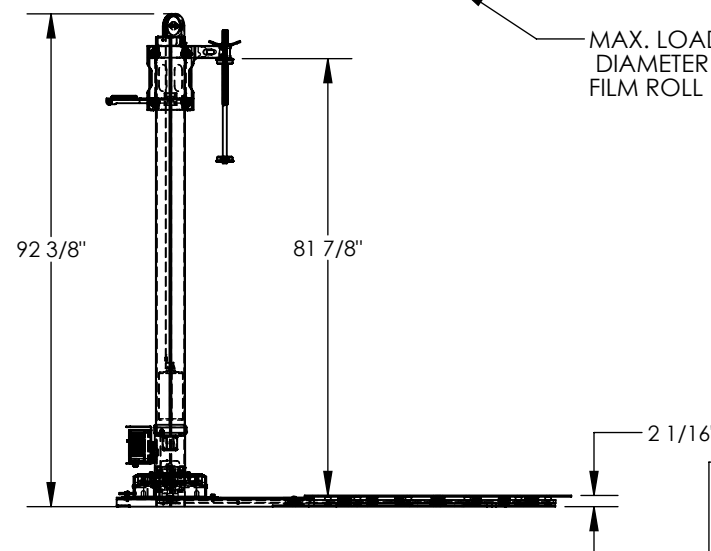
*** ANY ADDITIONS, DELETIONS, OR OMISSIONS MUST BE CORRECTED ON THIS DRAWING AS THIS DRAWING WILL BE CONSIDERED ALL INCLUSIVE ***

ALL GRAPHICS PROVIDED ARE FOR REFERENCE ONLY. IF CERTAIN DIMENSIONS ARE CRITICAL PLEASE VERIFY THOSE DIMENSIONS WITH YOUR SALESPERSON



EYE BOLT USED FOR LIFTING
ONLY. IT MUST BE REMOVED
FOR MACHINE OPERATION

MAX. LOAD CLEARANCE
DIAMETER 64" INCLUDES
FILM ROLL DIAMETER



3-D VIEW FOR REFERENCE

**THE USE OF A GFCI WILL REQUIRE THE USE OF A LINE-REACTOR
CONSULT YOUR LOCAL ELECTRICAL SUPPLIER FOR DETAILS**

DIMENSION TOLERANCE $\pm 1/4"$

STANDARD FEATURES

MODEL NUMBER: SWA-50
CAPACITY: 4000 LBS.
TURN TABLE DIAMETER: 50"
OVERALL LENGTH: 87 1/8"
OVERALL HEIGHT: 92 3/8"
MAX WRAP HEIGHT: 81 7/8"
TURN TABLE DECK HEIGHT: 2 1/16"
POWER INPUT: 115 V 1-PHASE
BELT DRIVEN
VARIABLE SPEED TURN TABLE (3-12 RPM)
WITH SOFT START/STOP
FOOT CONTROL FOR
TURN TABLE ROTATION
DECK IS TOUGH BAKED IN POWDER
COATED YELLOW FINISH
FRAME IS TOUGH BAKED IN POWDER
COATED BLUE FINISH

SPECIAL FEATURES

NONE

APPROVAL

I, THE UNDERSIGNED, AGREE THAT THE PRODUCT AS
REPRESENTED SATISFIES DESIGN AND DIMENSION
REQUIREMENTS. I ALSO ACKNOWLEDGE MY DUTY TO
CONFIRM PRODUCT AND INSTALLATION
COMPLIANCE WITH ALL APPLICABLE FEDERAL, STATE
AND LOCAL REGULATIONS AND STANDARDS.
**UNITS REQUIRING APPROVAL DRAWINGS OR
MODIFIED ARE NON-RETURNABLE**
[] As drawn [] As marked

Signed: _____ Date: _____

Printed Name: _____

LEAD TIME WILL START UPON RECEIPT OF SIGNED APPROVAL DRAWING

DISTRIBUTOR'S NAME:		P.O.#
VESTIL MANUFACTURING		X
DRAWN BY: SJA		W.O.#
DATE: 11/26/2014		X
REFERENCE: X	SCALE: 1:36	SALES: X
QUOTED LEAD TIME: X	QUOTE #	FILE NAME:
	X	20-007-116