



# Ice Cream Machines

## (Gelato & Sorbet)

### Crea 6K, Crea 10K

The Crea 6K and 10K take it one step further. In addition to the sophisticated software available with the Crea 5 series, these units are equipped with an Electronic Inverter System, allowing you to control and regulate the speed of the blades as you wish. The Crea 6K is the compact unit perfect for any countertop operation, and the freestanding\* Crea 10K gives you freedom to move the unit. \*Freestanding units come with locking wheels.



Sophisticated software with **autonomous** functions. The possibilities for your frozen confections are limitless with the Crea Series by Nemox.

## Features:

- Manual or Automatic Operation
- Large opening lid with magnetic safety device
- Easy cleaning through the drain valve
- Stainless Steel construction (body and blade with replaceable scrapers)
- Air cooling
- In addition to the standard manual setting, these units all have:

Crea 6K



Crea 10K



4 Production Programs

+ 4 Storage Programs: Adaptable to the needs and characteristics of the product



**GELATO CLASSICO**  
Full-bodied, intense flavor



**SEMI-SOFT ICE CREAM**  
Can be shaped into molds



**GRANITA**  
With ice crystals clearly defined



**SHOCK FREEZE**  
Any liquid: from 176-50°F (80-10°C) in 8 mins



Crea 5K

Other models available:



Crea 5+5K



These programs allow the machines to operate autonomously, leaving you free to focus on other tasks. The software automatically detects the density of the product and activates the storage program, maintaining optimal temperature and consistency for dispensing.

Avoid unnecessary waste: adding ingredients can be done as the volume in the machine is depleted. In about 4-5 minutes, the desired quantity and consistency will be replenished at the perfect temperature, ready for dispensing.

# Ice Cream Machines

(Gelato & Sorbet)



Warranty  
(1) year parts & labor

## Power

## Production Capacity

## Average Cycle Duration

## Bowl Capacity

## Speed

## Dimensions (L x W x H)

## Net weight

## Ship Dim. (L x W x H)

## Ship weight

0038181250R02  
**Crea 6K**

0038111250R01  
**Crea 10K**

## Single Bowl

## Single Bowl, Freestanding on Wheels

120V, 800W, 6.7A, 5-15P

120V, 1100W, 9A, 5-15P

1.8 Qt (1.70 L) per cycle  
10.6 Qt (10 L) per hour

2.8 Qt (2.7 L) per cycle  
15 Qt (14.2 L) per hour

12-15 mins

12-15 mins

5.4 Qt (5 L)

6.34 Qt (6 L)

5-115 RPM

60-130 RPM

20.6" x 23" x 21"

22.7" x 17.8" x 41.7"

92.5 lbs

148 lbs

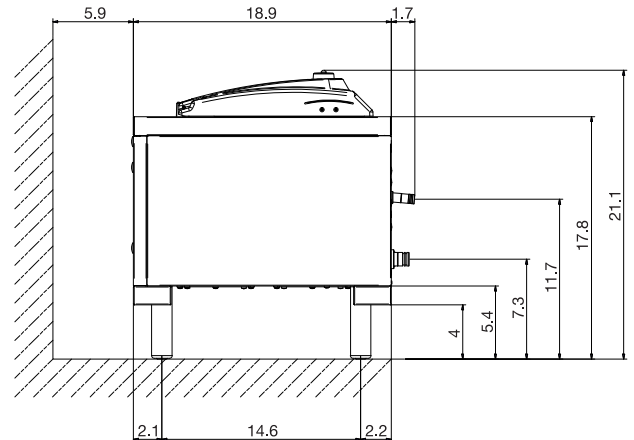
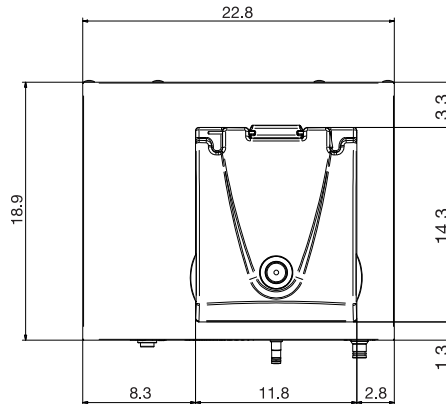
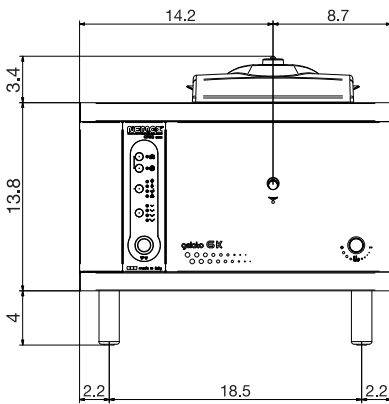
23.25" x 25.2" x 24.75"

26" x 23.5" x 52.75"

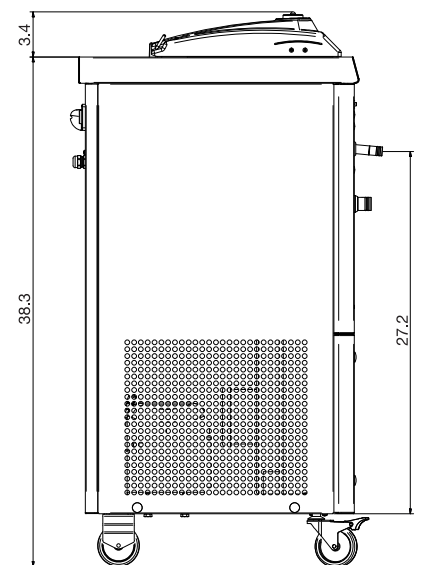
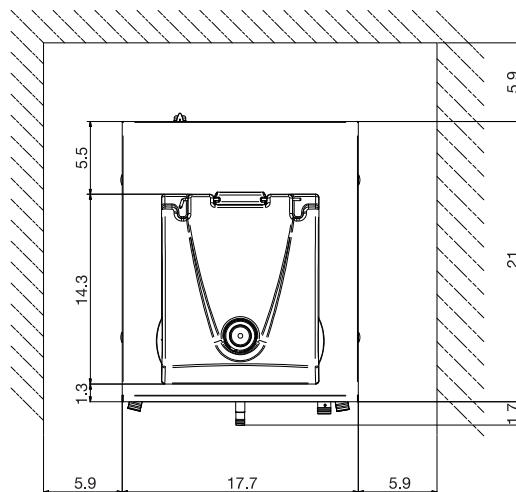
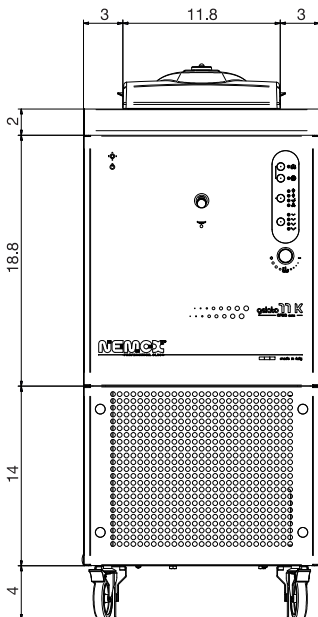
110 lbs

159 lbs

## Crea 6K



## Crea 10K



Dimensions expressed in inches

Printed: 06.2020