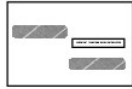


# W2 ENVELOPES

## WINDOW ENVELOPES | GUMMED & SELF-SEAL

### 4-UP BOX LASER W2 WINDOW ENVELOPE

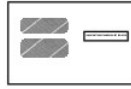


TFP 31311 – GUMMED

Overall Size: 5-5/8" x 9"  
 Top Window: 3-1/2" x 3/4"  
 Position: 7/32" from left  
 3-1/16" from bottom

Bottom Window: 4" x 3/4"  
 Position: 4-9/16" from left  
 1-1/8" from bottom

### W2 WINDOW ENVELOPE



APEX DWCL – GUMMED  
 APEX DWCLS – SELF-SEAL  
 TFP 66661 – GUMMED  
 TFP 66662 – SELF-SEAL

Overall Size: 5-5/8" x 9-1/4"  
 Top Window: 4" x 15/16"  
 Position: 5/8" from left  
 3-3/8" from bottom

Bottom Window: 4" x 1-5/16"  
 Position: 5/8" from left  
 1-5/8" from bottom

### 4-UP BOX LASER W2 WINDOW ENVELOPE




APEX DW4S – GUMMED  
 APEX DW4SS – SELF-SEAL  
 APEX DW4SD – GUM/DIAG. SEAM  
 TFP 99991 – GUMMED  
 TFP 99992 – SELF-SEAL

Overall Size: 5-5/8" x 9"  
 Top Window: 3-7/8" x 5/8"  
 Position: 5/16" from left  
 3-9/16" from bottom

Bottom Window: 3-7/8" x 3/4"  
 Position: 4-1/2" from left  
 2-1/2" from bottom

### 3-UP HORIZ. LASER W2 WINDOW ENVELOPE

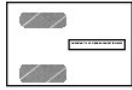


APEX DW3 – GUMMED  
 APEX DW3S – SELF-SEAL  
 TFP 33331 – GUMMED  
 TFP 33332 – SELF-SEAL

Overall Size: 3-7/8" x 8-1/2"  
 Top Window: 3-1/4" x 7/8"  
 Position: 3/8" from left  
 2-7/32" from bottom

Bottom Window: 3-1/4" x 13/16"  
 Position: 3/8" from left  
 1" from bottom

### 4-UP HORIZ. LASER W2 WINDOW ENVELOPE



APEX DW4DN – GUMMED  
 APEX DW4DNS – SELF-SEAL  
 APEX DW4DND – GUM/DIAG. SEAM  
 TFP 51511 – GUMMED  
 TFP 51512 – SELF-SEAL

Overall Size: 5-5/8" x 9"  
 Top Window: 3-3/4" x 3/4"  
 Position: 5/16" from left  
 4-3/16" from bottom

Bottom Window: 3-3/4" x 3/4"  
 Position: 5/16" from left  
 11/16" from bottom

### 4-UP HORIZ. LASER W2 WINDOW ENVELOPE

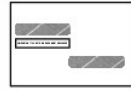


APEX DW387 – GUMMED  
 APEX DW387S – SELF-SEAL  
 APEX DW387D – GUM/DIAG. SEAM  
 TFP 44441 – GUMMED  
 TFP 44442 – SELF-SEAL

Overall Size: 5-5/8" x 9"  
 Top Window: 3-3/8" x 3/4"  
 Position: 3/8" from left  
 4-1/4" from bottom

Bottom Window: 3-3/8" x 7/8"  
 Position: 3/8" from left  
 5/8" from bottom

### 4-UP BOX LASER W2 & BOX LASER 1099R

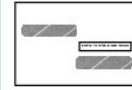


APEX DW4MW – GUMMED  
 APEX DW4MWS – SELF-SEAL  
 APEX DW4MWD – GUM/DIAG. SEAM  
 TFP 61611 – GUMMED  
 TFP 61612 – SELF-SEAL

Overall Size: 5-5/8" x 9"  
 Top Window: 3-7/8" x 5/8"  
 Position: 5/8" from left  
 3-1/4" from bottom

Bottom Window: 3-7/8" x 11/16"  
 Position: 4-3/8" from left  
 1-1/8" from bottom

### 4-UP BOX LASER W2 WINDOW ENVELOPE



APEX DW298 – GUMMED  
 TFP 91911 – GUMMED

Overall Size: 5-5/8" x 9"  
 Top Window: 3-5/8" x 5/8"  
 Position: 5/8" from left  
 3-9/16" from bottom

Bottom Window: 3-5/8" x 11/16"  
 Position: 4-3/8" from left  
 1-5/16" from bottom

### 1042S SINGLE WINDOW ENVELOPE



APEX SW42 – GUMMED  
 TFP 21211 – GUMMED

Overall Size: 3-7/8" x 9"  
 Window: 15/16" x 3-9/16"  
 Position: 1/2" from left  
 3/16" from bottom

### W2G DOUBLE WINDOW ENVELOPE



APEX DWW2G – GUMMED

Overall Size: 3-7/8" x 8-7/8"  
 Top Window: 3-3/8" x 1-1/8"  
 Position: 1/2" from left  
 3-3/4" from bottom

Bottom Window: 3-3/8" x 1-5/8"  
 Position: 1/2" from left  
 1-11/16" from bottom

### LU4 LASER UNIV. BLANK WINDOW ENVELOPE




APEX DWU4 – GUMMED

Overall Size: 5-7/8" x 9"  
 Top Window: 2-1/2" x 9/16"  
 Position: 7/8" from left  
 3-5/8" from bottom

Bottom Window: 2-1/2" x 9/16"  
 Position: 3" from left  
 1-7/16" from bottom

### W2C DOUBLE WINDOW ENVELOPE



APEX DWW2C – GUMMED

Overall Size: 5-5/8" x 9"  
 Top Window: 1-5/16" x 3-3/4"  
 Position: 1/2" from left  
 2-3/4" from bottom

Bottom Window: 7/8" x 3-11/16"  
 Position: 4-1/4" from left  
 1-7/16" from bottom

**NOTE:** Envelopes accommodate our pre-printed forms, when using blank forms that populate data from software output, please request samples to make sure the software output fits the window position dimensions.

APEX	TFP	ENVELOPE DESCRIPTION
N/A	31311	4-Up Box Laser W2 Window Envelope Gummed Version – For TFP Form 5213
DWCL	66661	W2 Window Envelope Gummed Version – For Standard IRS Format W2 Continuous & Laser Forms
DWCLS	66662	W2 Window Envelope Self-Seal Version – For Standard IRS Format W2 Continuous & Laser Forms
DW4S	99991	4-Up Box Laser W2 Window Envelope Gummed Version – For TFP Form 5205, 5205A, 5405, 5405A – FOR APEX L4UP, L4UPA, L4UPAR
DW4SS	99992	4-Up Box Laser W2 Window Envelope Self-Seal Version – For TFP Form 5205, 5205A, 5405, 5405A – FOR APEX L4UP, L4UPA, L4UPAR
DW4SD	N/A	4-Up Box Laser W2 Window Envelope Gummed Version, Diagonal Seam
DW3	33331	3-Up Horizontal Laser W2 Window Envelope Gummed Version – For TFP Form 5210 – For Apex L3UP
DW3S	33332	3-Up Horizontal Laser W2 Window Envelope Self-Seal Version – For TFP Form 5210 – For Apex L3UP
DW4DN	51511	4-Up Horizontal Laser W2 Window Envelope Gummed Version – For TFP Form 5218 – For Apex L4DN
DW4DNS	51512	4-Up Horizontal Laser W2 Window Envelope Self-Seal Version – For TFP Form 5218 – For Apex L4DN
DW4DND	N/A	4-Up Horizontal Laser W2 Window Envelope Gummed Version, Diagonal Seam
DW387	44441	4-Up Horizontal Laser W2 Window Envelope Gummed Version – For TFP Form 5206 – For Apex L87
DW387S	44442	4-Up Horizontal Laser W2 Window Envelope Self-Seal Version – For TFP Form 5206 – For Apex L87
DW387D	N/A	4-Up Horizontal Laser W2 Window Envelope Gummed Version, Diagonal Seam
DW4MW	61611	4-Up Box Laser W2 & Box Laser 1099r Window Envelope Gummed Version – For TFP Form 5175, 5216 – For Apex LR4, L4upw
DW4MWS	61612	4-Up Box Laser W2 & Box Laser 1099r Window Envelope Self-Seal Version – For TFP Form 5175, 5216 – For Apex LR4, L4upw
DW4MWD	N/A	4-Up Box Laser W2 & Box Laser 1099r Window Envelope Gummed Version, Diagonal Seam
DW298	91911	4-Up Box Laser W2 Window Envelope Gummed Version – For TFP Form 5214 – For Apex L275
SW42	21211	1042S Single Window Envelope Gummed Version
DWW2G	N/A	W2G Double Window Envelope Gummed Version
DWU4	N/A	Double Window Envelope For Lu4 Laser Universal Blank 4-Up W2/1099 Gummed Version – For Apex Form LU4
DWW2C	N/A	W2c Double Window Envelope Gummed Version