

Project Name: \_\_\_\_\_

Consultant: \_\_\_\_\_

Item #: \_\_\_\_\_

Model #: \_\_\_\_\_

Quantity: \_\_\_\_\_



## Specifications

**EFD-1SG** Model Single Hole Splash Mounted Electronic Faucet is constructed from polished chrome plated brass with a tubular 6<sup>3/8</sup>" rigid gooseneck.

Unit features a single hole faucet with integral spout. Unit includes a 2.2 GPM vandal resistant aerator, AC/DC control module and temperature control mixing valve with check valves.

Unit features an 18" flexible stainless steel supply hoses with 3/8" compression connections.

The unit is powered by a plug in AC transformer or (4) AA batteries (DC). Low battery LED indicator light is integral.

Pressure is rated at 20 - 125 psi (1.38 bar - 8.62 bar) with water consumption at .37 (@ 10 seconds)

## Product Guide

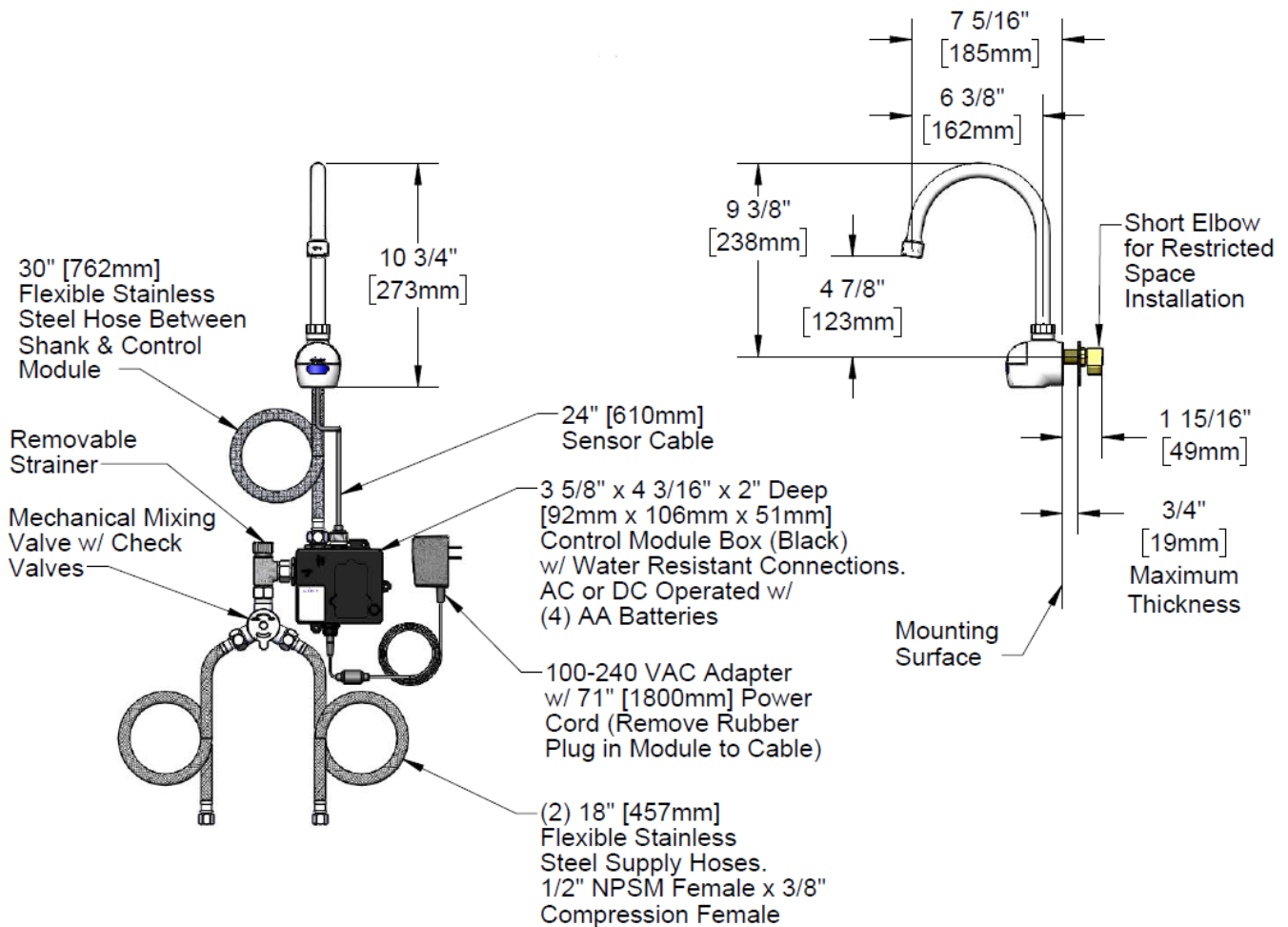
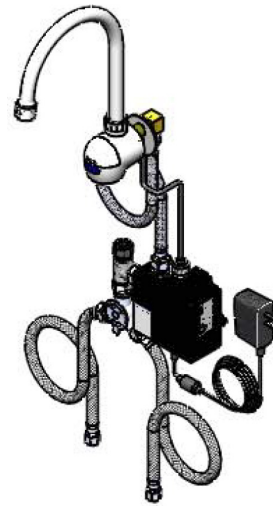
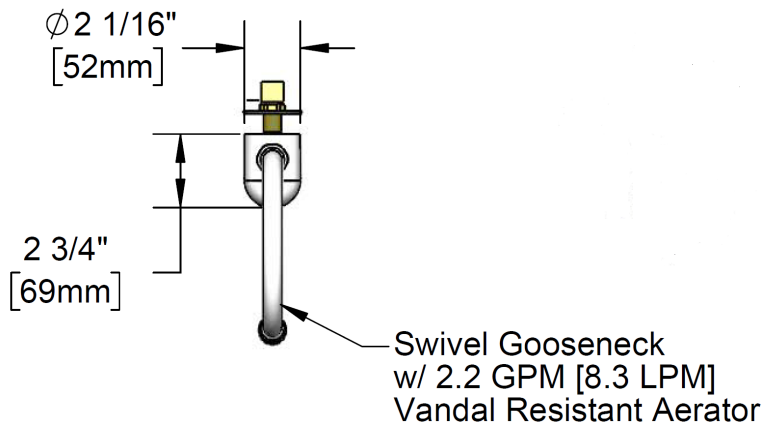
Install a convenient and useful water fixture in your business.

Its electronic sensor will help you save water and also helps reduce cross contamination since you don't have to touch anything to turn it on.

Easily installed on any IMC hand sink, simply hook it up to your plumbing and it is ready to use.



EFD-1SG -20 0920



Rough-In Requirement:  
 $\phi 1 \frac{1}{8}"$  [29mm] Mounting Hole

Specifications subject to change without notice.

EFD-1SG -20 0920