



A WATTS Brand

S19-500 Series and S19-505 Series Halo™ Swing-Activated Faucet Eyewash

- Combined faucet and eyewash in one product
- Halo™ delivers the most effective eye washdown coverage and spray pattern
- Exceeds American National Standard Z358.1 Specifications
- Durable, ceramic valve shuts off flow to the faucet when the eyewash is activated
- Swing activation of eyewash moves faucet out of the way
- Water remains in sink when either faucet or eyewash is activated
- Durable anti-rotational deck-mount units
- Halo is covered by one or more of the following patents: 9,700,484; D673298; D662605
- Other patents pending

Specifications

Combined faucet and eyewash saves space and fits into any work environment. Faucet activates by either two handle hot and cold ceramic valves, a single lever mixing valve, or a single tempered water valve. Gooseneck faucet swivels independently of eyewash. Water will remain in sink when either faucet or eyewash are in use. Eyewash is stored out of the way and will activate quickly when swung 90° over the sink. Activation of the eyewash will deactivate the faucet while it swings out of the way. Vandal-resistant ceramic valve limits wear and tear on moving parts, providing dependability and long-lasting performance. Halo eyewash provide effective washdown coverage and spray pattern and includes integral strainer to reduce debris in the water and prevent clogging.

Standard Equipment

Eyewash

The Halo eyewash system offers a high performance rinsing platform that provides rapid relief to an individual's eyes that have been injured by chemicals or particulate. The eyewash includes an integral 5.1 gpm flow control providing water at a safe velocity while maintaining its effectiveness (exceeds minimum water flow of 0.4 gpm at 30 psi). Safe, steady water flow under varying water supply conditions from 30–90 psi is assured by integral flow control in the sprayhead assembly.

Eyewash Valve

Ceramic ½" NPT stay-open valve. The ceramic discs provide a precise 20° activation and deactivation angle, minimizing excessive splashing when the unit is activated.

Pipe and Fittings

Chrome-plated brass.

Water Supply

Separate supply lines for hot, cold, and eyewash supply.

- **500T & 505T:** Need ½" NPT supply line for faucet and eyewash supply.
- **500M & 505M:** Need ¾" compression supply lines for hot and cold, and ½" NPT eyewash supply.
- **500W & 505W:** Need ½" NPT supply lines for hot, cold, and eyewash supply.

Faucet

Gooseneck faucet swivels independently of eyewash and functions normally until eyewash is activated by swinging it into position over the sink. This motion causes the gooseneck to be swept out of the way, so it does not obstruct the use of the eyewash. The faucet is deactivated when eyewash is in use to ensure the eyewash is fully functional and safe to use.



Flow Control

Faucet includes 1.5 gpm and 2.2 gpm laminar flow controls.

Faucet Valve Options

- **Wristblade:** Controls hot and cold water supply to the faucet using independent control valves for each. This allows the user to regulate both volume and temperature to the faucet.
- **Tempered:** Controls the volume of a single tempered water supply to the faucet.
- **Mixed:** Controls hot and cold water supply to the faucet using a single, integrated control valve. This allows the user to regulate both volume and temperature to the faucet.

Product Compliance

Listed by IAPMO R&T to

- IGC 272-2019 and the requirements of ASME A112.18.1 / CSA B125.1-18, ANSI / ISEA Z358.1-2014, and ASME A112.18.6-2017 / CSA B125.6-17



Certified by an accredited third party agency to be compliant with NSF/ANSI/CAN 372 and/or 61 standards.

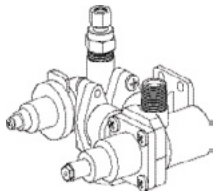


A WATTS Brand

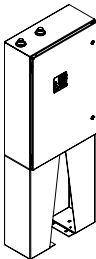
S19-500 Series and S19-505 Series Halo™ Swing-Activated Faucet Eyewash

Tepid Water Options


[Navigator S19-2010 Thermostatic Mixing Valve for Eyewash & Faucet](#)



[Bradley's CLE-Series Tankless Water Heater Powered by Keltech™](#)



[Navigator S19-2000 EFX8 Emergency Thermostatic Mixing Valve](#)



Satisfies ANSI/ISEA Z358.1 tepid water requirements.

Model	Description
S19-500W	Deck-Mount Swing-Activated Faucet/Eyewash Unit, Wristblade Faucet, Right Hand
S19-500T	Deck-Mount Swing-Activated Faucet/Eyewash Unit, Tempered Faucet, Right Hand
S19-500M	Deck-Mount Swing-Activated Faucet/Eyewash Unit, Mixed Faucet, Right Hand
S19-505W	Deck-Mount Swing-Activated Faucet/Eyewash Unit, Wristblade Faucet, Left Hand
S19-505T	Deck-Mount Swing-Activated Faucet/Eyewash Unit, Tempered Faucet, Left Hand
S19-505M	Deck-Mount Swing-Activated Faucet/Eyewash Unit, Mixed Faucet, Left Hand



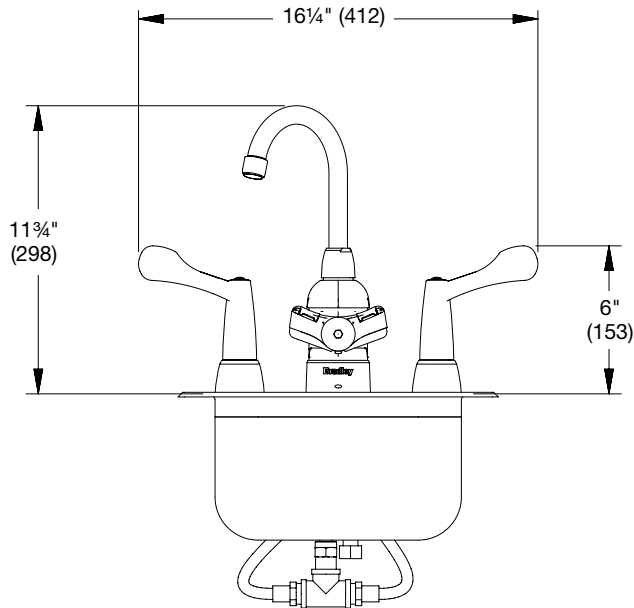
A WATTS Brand

S19-500 Series and S19-505 Series Halo™ Swing-Activated Faucet Eyewash

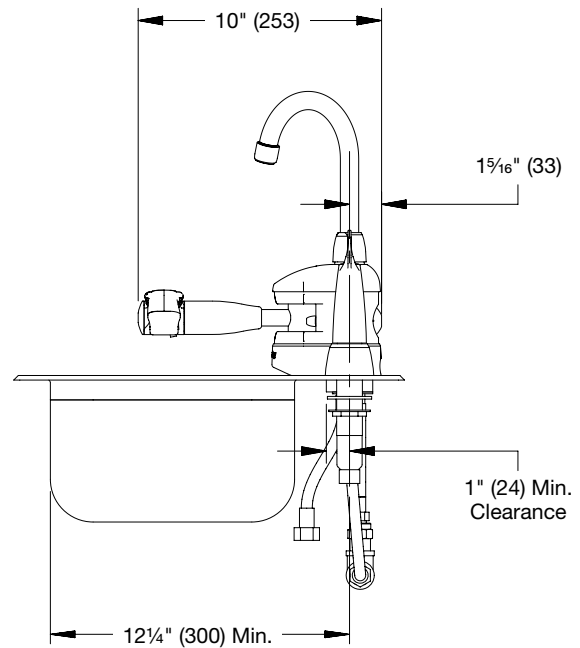
Dimensions – S19-500W & S19-505W

(mm)

Front View (S19-500W shown)

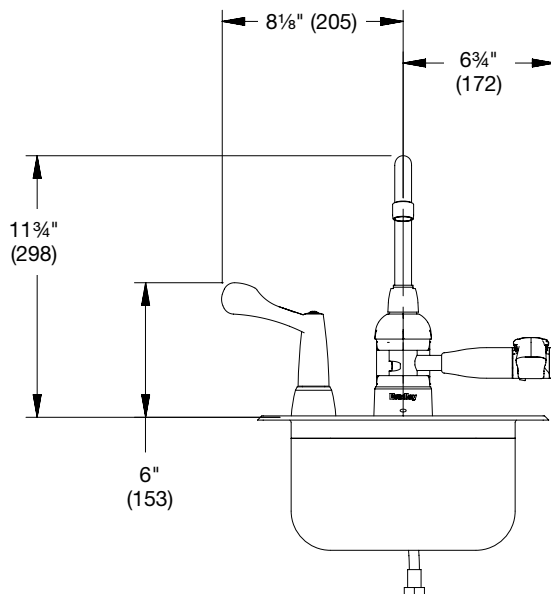


Side View (S19-500W shown)

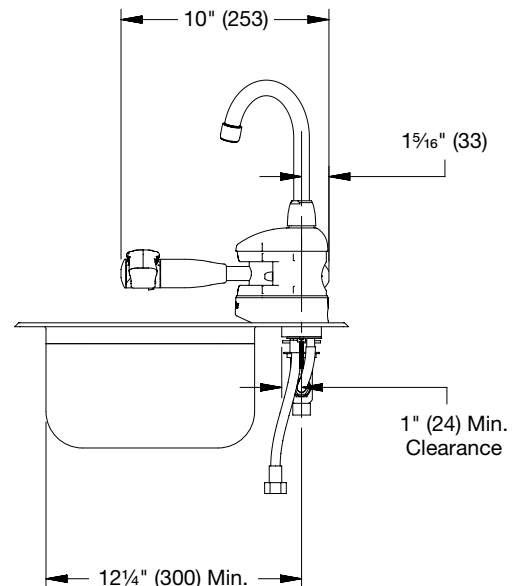


Dimensions – S19-500T & S19-505T

Front View (S19-500T shown)



Side View (S19-500T shown)

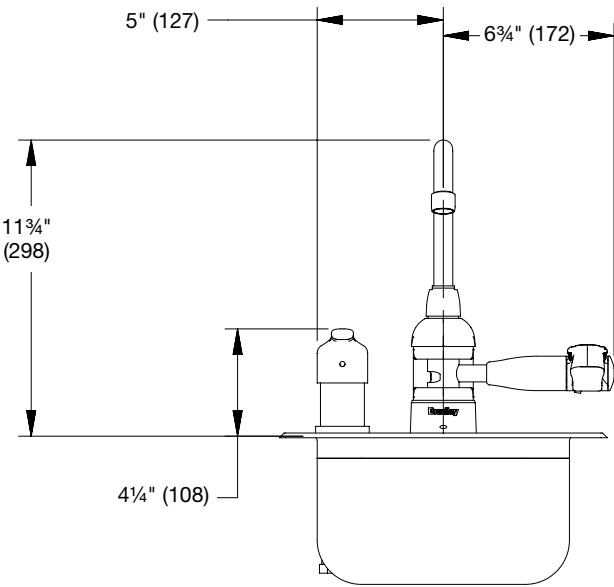




S19-500 Series and S19-505 Series Halo™ Swing-Activated Faucet Eyewash

Dimensions – S19-500M & S19-505M (mm)

Front View (S19-500M shown)



Side View (S19-500M shown)

