


THE


*Barista*<sup>™</sup>

BOX


ASSEMBLY  
INSTRUCTIONS




Your Barista Box as received




Push In and lock  
two main bottom flaps




Join two sides of carry handle



Fold up large handle lock  
followed by the smaller one.



Bend front flap toward the handle  
and fit slit over handle's front tab.  
Bend back flap and tuck inward.



Fold front flap down and fit ring over  
pour spout. Push tucked back flap  
over handle's back tab through slit.



Spread front and back tabs apart  
to lock them over the front flaps  
for a strong reinforced handle.

ENJOY!