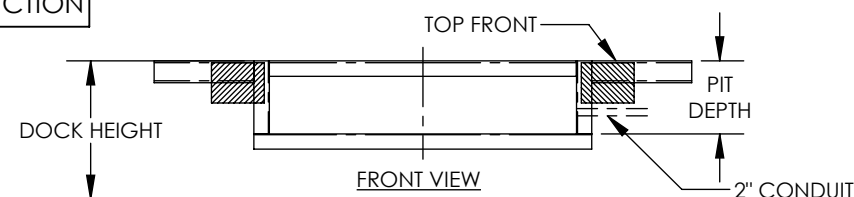
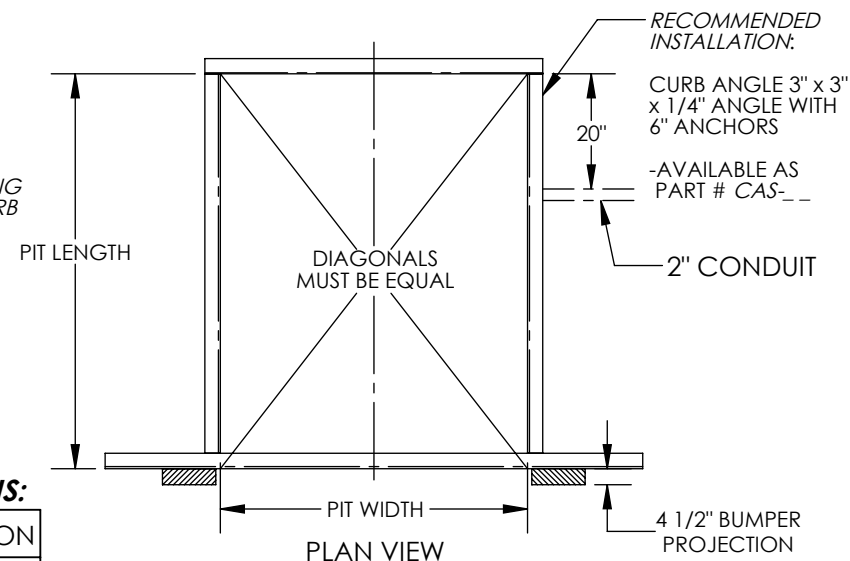
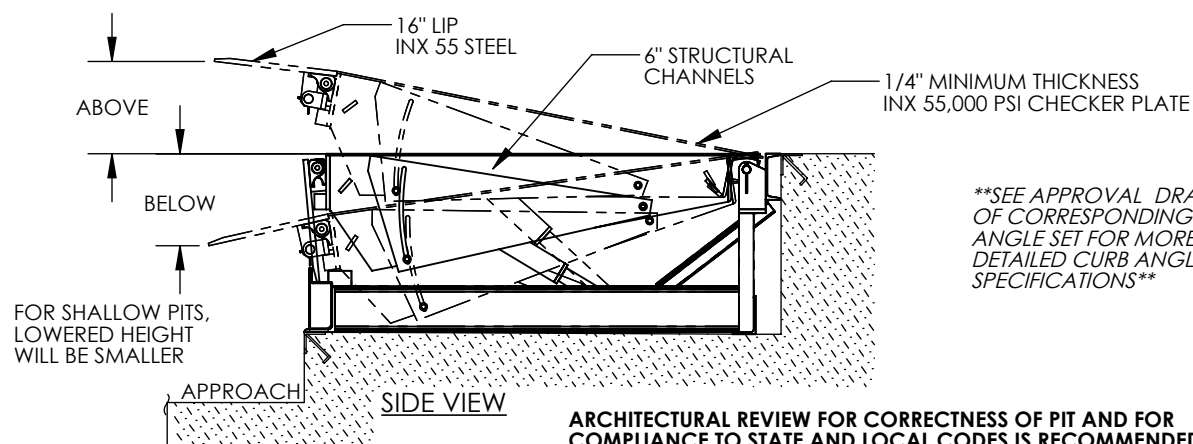


ELECTRIC HYDRAULIC DOCKLEVELER - EH-68-30

APPROX WEIGHT: 1945 lbs.
DOES NOT INCLUDE WEIGHT OF POWER OR PACKAGING!!!

*** ANY ADDITIONS, DELETIONS, OR OMISSIONS MUST BE CORRECTED ON THIS DRAWING AS THIS DRAWING WILL BE CONSIDERED ALL INCLUSIVE ***

ALL GRAPHICS PROVIDED ARE FOR REFERENCE ONLY. IF CERTAIN DIMENSIONS ARE CRITICAL PLEASE VERIFY THOSE DIMENSIONS WITH YOUR SALESPERSON



SEE DRAWING NUMBERS EH-1 THRU EH-4 FOR MORE INSTALLATION INFO

STANDARD FEATURES

DOCKLEVELER MODEL NUMBER: EH-68-30
PIT WIDTH IS 74 INCHES
PIT LENGTH IS 86 INCHES
PIT DEPTH IS 24 INCHES AT FRONT, 23 3/4 INCHES AT BACK
DOCK HEIGHT IS 48 INCHES (48 INCHES STANDARD)
DOCKLEVELER CAPACITY (GROSS ROLLING LOAD) IS 30,000 LBS.
VERTICAL SERVICE RANGE IS 12 INCHES ABOVE AND 12 INCHES BELOW DOCK
INCLUDES (2) 1014-4.5 LAMINATED DOCK BUMPERS
DURABLE LIQUID PAINT BROWN FINISH WITH YELLOW DECK SIDES & TOE GUARDS
SINGLE AXLE CAPACITY NOT TO EXCEED 70% OF LOAD

ALL STRUCTURAL STEEL CONSTRUCTION WELDING MEETS AWS.
DESIGN, ENGINEERING, AND FABRICATION
COMPLIES WITH OSHA & ANSI MH30.1

-REFER TO THE UNIT'S ELECTRICAL DIAGRAM FOR ELECTRICAL
SERVICE REQUIREMENTS.

-INSTALL TO MEET ALL APPLICABLE STATE & LOCAL CODES FOR YOUR AREA!

-NOTE: REFER TO THE APPROPRIATE ELECTRICAL CIRCUIT DIAGRAM
(FOUND IN THE OWNER'S MANUAL) FOR REQUIRED WIRING TO COMPLETE
INSTALLATION (SOME WIRING TO BE SUPPLIED BY OTHERS.)

SPECIAL FEATURES

NONE

PLEASE CIRCLE SPECIFICATIONS:

NEW	(PIT) CONSTRUCTION
EXISTING	(PIT) CONSTRUCTION

**460V 3 PHASE
AC POWER**

CONTACT FACTORY FOR
OTHER POWER OPTIONS

APPROVAL

I, THE UNDERSIGNED, AGREE THAT THE PRODUCT AS REPRESENTED SATISFIES DESIGN AND DIMENSION REQUIREMENTS. I ALSO ACKNOWLEDGE MY DUTY TO CONFIRM PRODUCT AND INSTALLATION COMPLIANCE WITH ALL APPLICABLE FEDERAL, STATE AND LOCAL REGULATIONS AND STANDARDS.
UNITS REQUIRING APPROVAL DRAWINGS OR MODIFIED ARE NON-RETURNABLE

[] As drawn [] As marked

Signed: _____ Date: _____

Printed Name: _____

LEAD TIME WILL START UPON RECEIPT OF SIGNED APPROVAL DRAWING

DISTRIBUTOR'S NAME:		P.O.#
VESTIL MANUFACTURING		X
DRAWN BY: TJM		W.O.#
DATE: 05/18/11		X
REFERENCE: X	SCALE: NTS	SALES: X
QUOTED LEAD TIME: X	QUOTE # X	FILE NAME:
		06-007-026

DIMENSION TOLERANCE $\pm 1/4"$