



Avantco Ice Machines

Item #: 194UC280FA Project: \_\_\_\_\_

Qty: \_\_\_\_\_ Date: \_\_\_\_\_ Approval: \_\_\_\_\_

**Avantco Ice UC-280-FA 26" Air Cooled Undercounter Full Cube Ice Machine - 299 lb.**




Item #194UC280FA



**Technical Data**

Width	26 Inches
Depth	27 Inches
Height	38 3/16 Inches
Amps	8.6 Amps
Hertz	60 Hz
Phase	1 Phase
Voltage	115 Volts
24 Hour Ice Yield	234 - 299 Pounds
Ambient Temperature Range	40 - 90 Degrees F
Bin Storage Capacity	80 lb.

**Certifications**

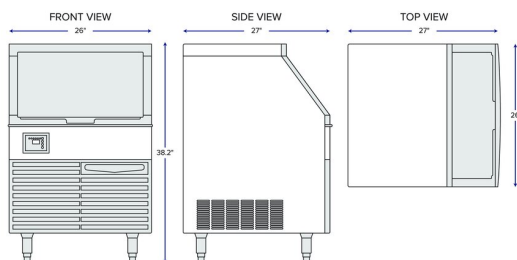
 5-15P  ETL Sanitation  ETL, US & Canada

 3/4" Water Connection

## Technical Data

BTU Per Hour	2477 BTU
Condenser Type	Air Cooled
Ice Type	Cubes Full Size Cubes
Installation Type	Undercounter
Plug Type	NEMA 5-15P
Power kWh/100 lbs. Ice	6.2 kWh
Refrigerant Type	R-290
Type	Ice Machines with Bins
Water Inlet Size	3/4 Inches
Water Pressure Range	18 3/4 - 80 PSI
Water Temperature Range	40 - 90 Degrees F
Water Usage	15.5 Gallons Per 100 lbs.

## Plan View



## Notes & Details

Make sure you've always got plenty of fresh ice on hand with the Avantco Ice UC-280-FA 26" air cooled undercounter full cube ice machine! Capable of producing up to 299 lb. of full cube ice per day, these larger foot print undercounters are great for meeting high production and capacity needs of busy restaurants, bars or cafes. This machine also comes with an 80 lb. bin to store a larger amount of ice once its made. For ease of maintenance, a built in diagnostic system will identify problems that your ice machine may be having and will display the issue on the digital controller so it can be repaired accordingly.

This easy-to-use controller can also be used to monitor the current stage of ice production that your machine is in. It allows you to adjust the bridge thickness up or down to maximize your harvest into individual cubes of ice, rather than full sheets. It also initiates the cleaning cycle and displays what stage of the cycle you're in. Constructed of durable type 304 stainless steel with a polyethylene interior, this unit is built to last in the busiest commercial environments. A nickel plated evaporator and removable air filter make for quick and simple cleaning and maintenance. With 4 adjustable legs, you can level your machine on uneven surfaces and have plenty of room to clean under it. This ice machine also comes with pre-drilled holes on the back of the unit to mount your OceanLoch+ water filter to the machine to ensure you are serving the cleanest and freshest ice possible. This unit requires a 115V electrical connection for operation.

**⚠ WARNING:** This product can expose you to chemicals including lead, which are known to the State of California to cause cancer and birth defects or other reproductive harm. For more information, go to [www.p65warnings.ca.gov](http://www.p65warnings.ca.gov).