



Project:

Item Number:

Quantity:

Induction Warmer: Mirage® Commercial Drop-in

The Vollrath Company, L.L.C.

INDUCTION WARMER: MIRAGE® COMMERCIAL DROP-IN

MODELS: 5950145 450W @ 120V



5950145 - High-efficiency, commercial, single element drop-in induction warmer with push button controls.

DESCRIPTION

The high-efficiency, commercial drop-in induction warmer is designed for use in buffet stations with induction-ready chafers and serving pieces. The 450W, 120 volt range plugs easily into standard 15 amp or 20 amp, 120V outlets.

The induction warmers come complete with a 6-ft. (183 cm) power cord and plug. The case frame is made from heavy-duty, 18-gauge stainless steel with a vitro ceramic top. The ceramic top is easily cleaned with a mild cleaner.

The induction warmer is equipped with a variety of safety features including:

- ☐ Over-heat protection
- ☐ Small-article detection
- ☐ Pan auto-detection function
- ☐ Empty-pan shut-off

Agency Listings



This device complies with Part 18 FCC Rules.

Due to continued product improvement, please consult www.vollrathco.com for current product specifications.

FEATURES

- ☐ Quad-bridge™ controls for smooth power control and long life.
- ☐ Simple 1-5 power level adjustments.
- ☐ 1-180 minute timer for length of cooking time control.
- ☐ High efficiency, 90%+.
- ☐ Vertical control panel for runoff of liquid spills.
- ☐ Unit comes with cord and plug and does not require hard wiring.
- ☐ Full one-year parts and labor warranty.
- ☐ Warmers display HOT when unit is turned off, if the top is still hot.

IMPORTANT

- ☐ This appliance is intended for use with induction-ready cookware.
- ☐ All models require adequate, unrestricted intake and exhaust air ventilation for proper operation of the controls. The maximum intake temperature must not exceed 110°F (43°C). Temperatures are measured in ambient air while all appliances in the kitchen are in operation.
- ☐ Drop-in models require a minimum clearance of 3 inches (7.6 cm) at the rear and 1 inch (2.5 cm) at the bottom.

Approvals

Date:



Setting
the Standard™

www.vollrathco.com

The Vollrath Company, L.L.C.
1236 North 18th Street
Sheboygan, WI 53082-0611
U.S.A.
Main Tel: 800.628-0830
Service Tel: 800.628.0832
FAX: 800.752.5620

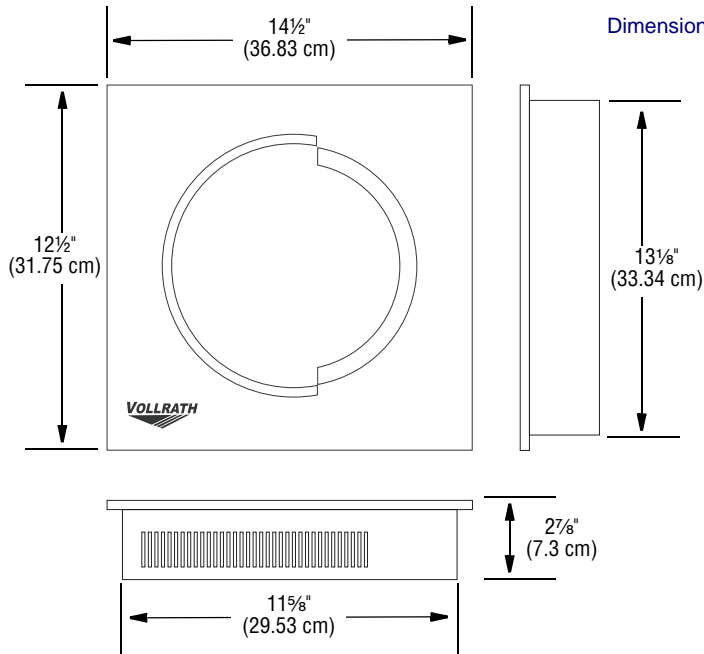
Vollrath of Canada, Co.
Tel: 800.695.8560
FAX: 800.752.5620

INDUCTION WARMER: MIRAGE® COMMERCIAL DROP-IN

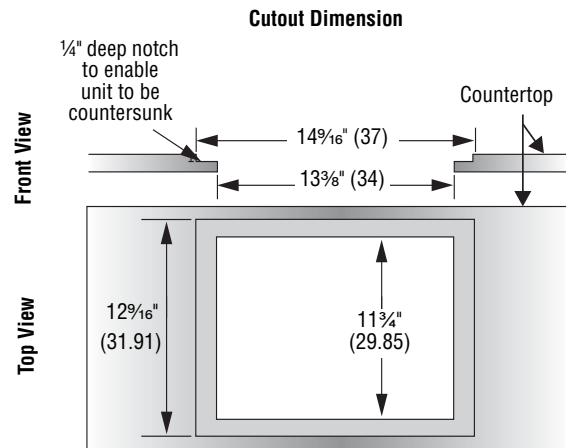
MODELS: 5950145 450W @ 120V

DIMENSIONS

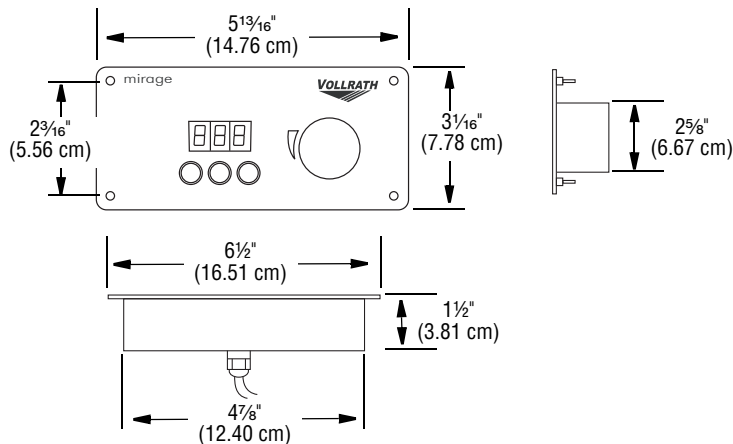
- Overall dimensions: 14½" wide x 12½" deep x 27⁄8" high (36.83 cm x 31.75 cm x 7.3 cm)
- Shipping dimensions: 17¾" wide x 17" deep x 6⅞" high (44.13 cm x 43.18 cm x 17.46 cm)
- Weight of unit: 12 lbs (5.44 kg)
- Shipping weight: 16.35 lbs (7.42 kg)



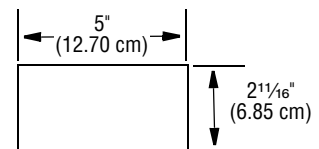
Dimensions shown in inches (cm).



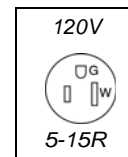
REMOTE CONTROL



Cutout Dimension



Receptacle



ELECTRICAL SPECIFICATIONS - 1 PHASE, 60 HZ

Model	kW Rating	Volts	Nominal Amps	NEMA Plug	Remarks
5950145	450W	120V AC	3.8	5-15P	

- Electrical Connection: Requires a 15A circuit. Unit supplied with a NEMA 5-15P plug.



www.vollrathco.com

The Vollrath Company, L.L.C.
1236 North 18th Street
Sheboygan, WI 53082-0611
U.S.A.
Main Tel: 800.628-0830
Service Tel: 800.628.0832
FAX: 800.752.5620

Vollrath of Canada, Co.
Tel: 800.695.8560
FAX: 800.752.5620