



COMMERCIAL

AD™

Rustica™ Series - Proximity® Faucet

**830DPA50-SS**

## Description

This Proximity® Deck-Mounted Faucet boasts a flow rate of 0.5 gpm (1.9 L/min) and offers versatile spray options, including Laminar, Aerated, and Mikado® Spray. Its high arc spout design and Proximity® sensor type ensure user-friendly operation, and it is conveniently installed as a single-hole mount. Powered by a hardwire supply (24 VAC), the faucet requires a separate transformer (sold separately). For temperature control, a Below Deck Thermostatic Mixing Valve (sold separately) can be utilized. The faucet features a Stainless Steel finish, and has a factory default timeout of 45 seconds.

## Specifications

- Flow Rate: 0.5 gpm (1.9 L/min)
- Spray Type: Laminar, Aerated or Mikado® Spray
- Spout Type: High Arc Spout
- Sensor Type: Proximity®
- Power Supply: Hardwire Operated (24 VAC) requires transformer (sold separately)
- Temperature Mixer: Below Deck Thermostatic Mixing Valve (sold separately)
- Finish: Stainless Steel
- Factory Default Timeout: 45s

## Features

- Vandal-resistant Laminar, Aerated, and Mikado® spray outlets included for versatile use
- Solenoid and controller housed in a surface mount control box for a complete and easy-to-install product
- Metal hold-down package for added durability
- Easy-accessible filter screen on valve for hassle-free maintenance
- Single tempered water supply for efficient and safe operation
- No visible sensor, with the spout serving as the sensor for a sleek and minimalist appearance
- Adjustable sensing range and timeout

## Required Accessories

- AC filter and transformer required
- **063267A** – AC filter & transformer for up to 5 valves (order separately)

## Optional Accessories

- Optional 4" cover plate - **061269SS** (order separately)



## Complies With

- ASME A112.18.1/CSA B125.1
- ICC/ANSI A117.1
- Verified compliant with 0.25% weighted average Pb content regulations



## Operation

- Adjustable sensing distance, factory set to 3" (76 mm)
- Adjustable auto shut off feature, factory set to 45 seconds
- Periodic rinse feature, time adjustable in 6 hour increments up to 2 days. Selectable rinsing lengths from 10 to 180 seconds. Factory set off.
- Metering mode with selectable flow times of 7 seconds to 4 minutes, factory set off.

WaterSense® is a registered trademark of the U.S. Environmental Protection Agency.

Flow rates at 60 psi (414 kPa).

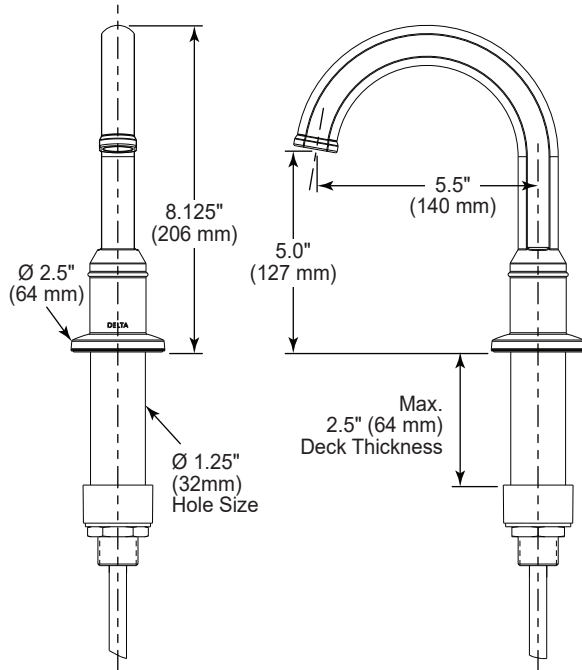
Delta Faucet Company reserves the right (1) to make changes in specifications and materials, and (2) to change or discontinue models, both without notice or obligation. Dimensions are for reference. Mounting locations are suggested only. Check with local codes for requirements in your area.

Masco Canada Limited  
350 South Edgeware Rd, St Thomas, Ontario, Canada N5P 4L1  
1-800-387-8277

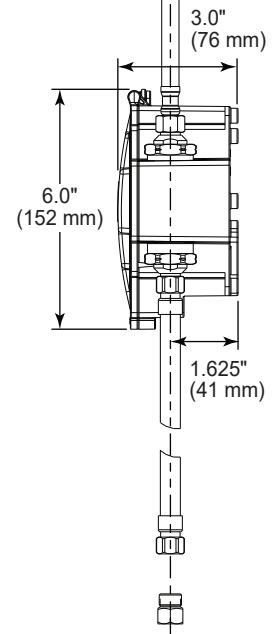
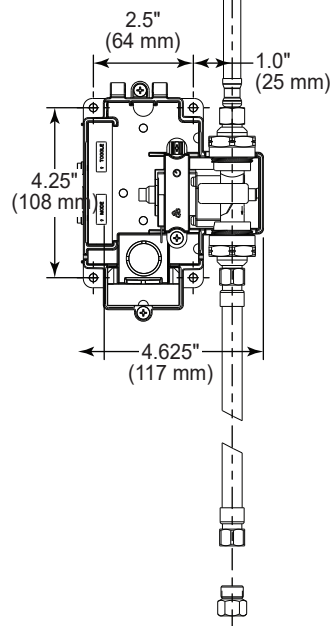
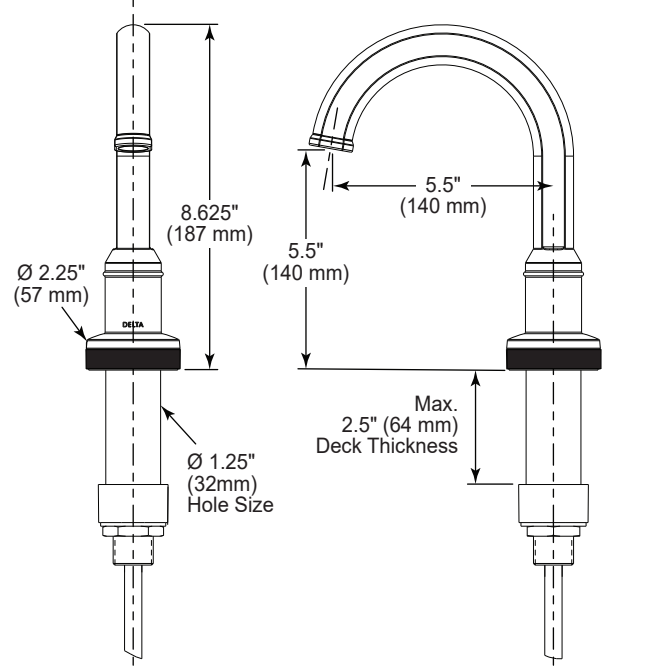
**830DPA50-SS**

This specification sheet was produced on December 06, 2023.

**Single Hole Faucet  
without Black Spacer**



**Single Hole Faucet  
with Black Spacer**



**NOTICE**

- Dimensional Units: Inch (mm)
- Measurements may vary  $\pm 0.25$ " (6 mm)

WaterSense® is a registered trademark of the U.S. Environmental Protection Agency.

Flow rates at 60 psi (414 kPa).

Delta Faucet Company reserves the right (1) to make changes in specifications and materials, and (2) to change or discontinue models, both without notice or obligation. Dimensions are for reference. Mounting locations are suggested only. Check with local codes for requirements in your area.

Masco Canada Limited  
350 South Edgeware Rd, St Thomas, Ontario, Canada N5P 4L1  
1-800-387-8277

**830DPA50-SS**

This specification sheet was produced on December 06, 2023.