

**AD™****Driftex™ Series - Proximity® Faucet**

# 811DPA50-BL

## Description

This Proximity® Deck-Mounted Faucet boasts a flow rate of 0.5 gpm (1.9 L/min) and offers versatile spray options, including Laminar, Aerated, and Mikado® Spray. Its high arc spout design and Proximity® sensor type ensure user-friendly operation, and it is conveniently installed as a single-hole mount. Powered by battery operation, with 8 'D' cell batteries included. For temperature control, a Below Deck Thermostatic Mixing Valve (sold separately) can be utilized. The faucet features a matte black finish, and has a factory default timeout of 45 seconds.

## Specifications

- Flow Rate: 0.5 gpm (1.9 L/min)
- Spray Type: Laminar, Aerated or Mikado® Spray
- Spout Type: High Arc Spout
- Sensor Type: Proximity®
- Power Supply: Battery Operated (8 'D' cell batteries included)
- Temperature Mixer: Below Deck Thermostatic Mixing Valve (sold separately)
- Finish: Matte Black
- Factory Default Timeout: 45s

## Features

- Vandal-resistant Laminar, Aerated, and Mikado® spray outlets included for versatile use
- Solenoid and controller housed in a surface mount control box for a complete and easy-to-install product
- Metal hold-down package for added durability
- Easy-accessible filter screen on valve for hassle-free maintenance
- Single tempered water supply for efficient and safe operation
- No visible sensor, with the spout serving as the sensor for a sleek and minimalist appearance
- Adjustable sensing range and timeout

## Optional Accessories

- **Optional 4"** (102 mm) cover plate - 061269BL (order separately)



## Complies With

- ASME A112.18.1/CSA B125.1
- ICC/ANSI A117.1
- Verified compliant with 0.25% weighted average Pb content regulations



(Contact Delta Representative for State and/or Local Approvals)

## Operation

- Adjustable sensing distance, factory set to 3" (76 mm)
- Adjustable auto shut off feature, factory set to 45 seconds
- Periodic rinse feature, time adjustable in 6 hour increments up to 2 days. Selectable rinsing lengths from 10 to 180 seconds. Factory set off.
- Metering mode with selectable flow times of 7 seconds to 4 minutes, factory set off.

**NOTICE** Dimensions are for reference only. Measurements may vary  $\pm 0.25"$  (6 mm).

Max. flow rates are at 60 psi (414 kPa).

**WaterSense®** is a registered trademark of the U.S. Environmental Protection Agency.

Delta Faucet Company reserves the right (1) to make changes in specifications and materials, and (2) to change or discontinue models, both without notice or obligation. See current full-line price book for finish options and product availability.

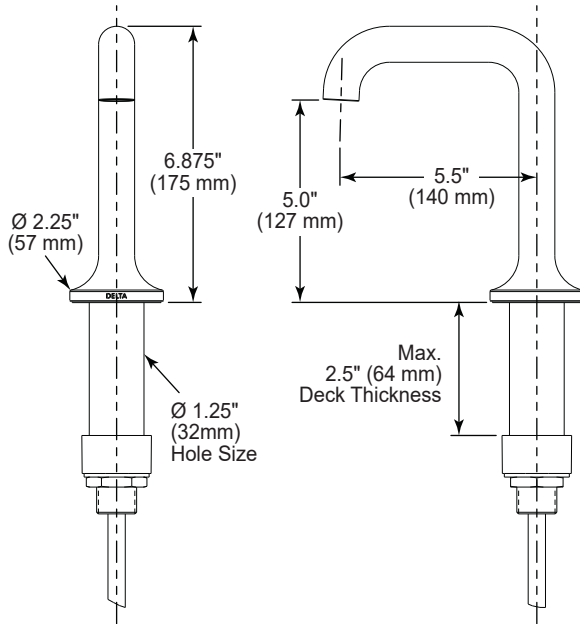
Masco Canada Limited  
350 South Edgeware Rd, St Thomas, Ontario, Canada N5P 4L1  
1-800-387-8277

# 811DPA50-BL

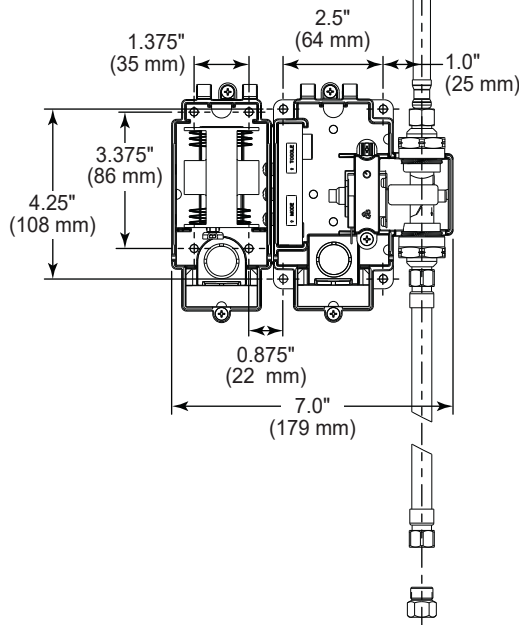
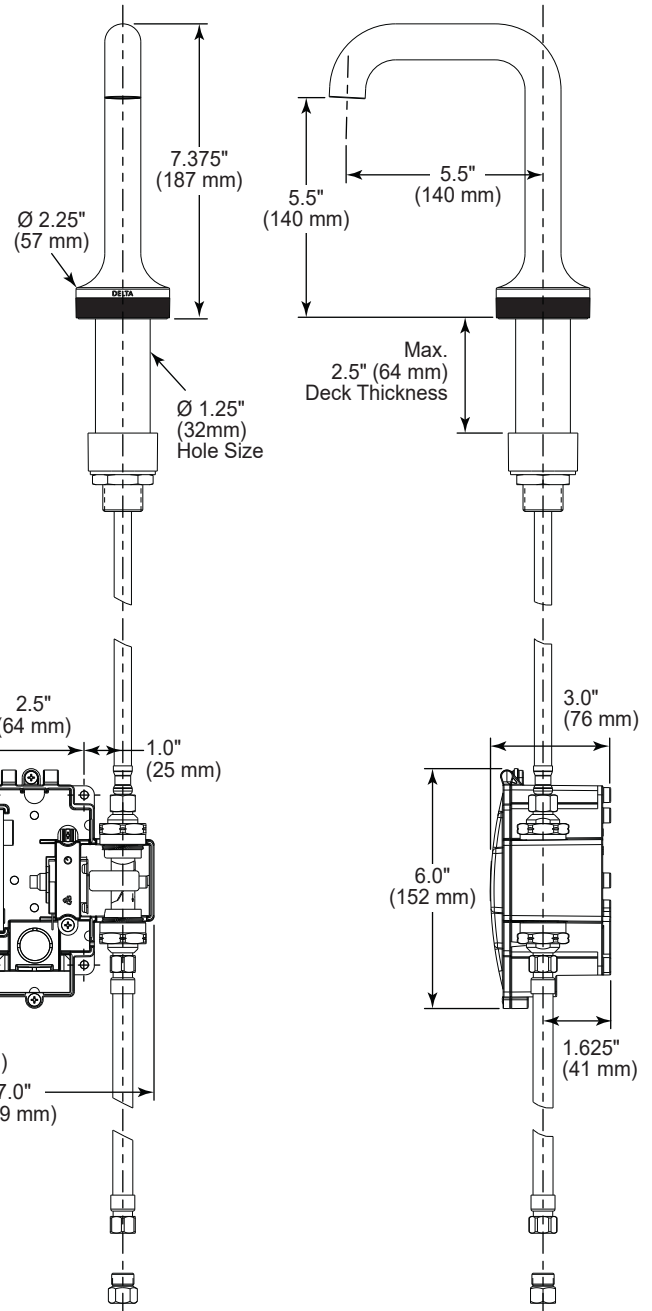
This spec was produced on June 04, 2024.

# 811DPA50-BL

**Single Hole Faucet  
without Black Spacer**



**Single Hole Faucet  
with Black Spacer**



**NOTICE** Dimensions are for reference only. Measurements may vary  $\pm 0.25"$  (6 mm).

Max. flow rates are at 60 psi (414 kPa).

**WaterSense®** is a registered trademark of the U.S. Environmental Protection Agency.

Delta Faucet Company reserves the right (1) to make changes in specifications and materials, and (2) to change or discontinue models, both without notice or obligation. See current full-line price book for finish options and product availability.

Masco Canada Limited  
350 South Edgeware Rd, St Thomas, Ontario, Canada N5P 4L1  
1-800-387-8277

**811DPA50-BL**

This spec was produced on June 04, 2024.