



**Star
Manufacturing
International Inc.**

10 Sunnen Dr.
St. Louis, MO 63143

Phone: (314) 678-6303
FAX: (314) 781-2714

Accessory Instructions

2M-Z11493 Rev. B 10/28/2011

20RGDKC-QT & 50RGDKC-QT Roller Grill Merchandiser

Protected by U.S. Pat 7,334,517

Divider with Sign Retainer Installation (C Series)

These instructions are to add merchandiser dividers to your (*Stadium Seating*) Star Roller Grill. The unit does not need disassembling, but does need to have the power turned off and allowed to cool.

Once completed, the dividers will keep your product separate, and since they do not touch your rollers no damage will occur..

Tools Required: NONE

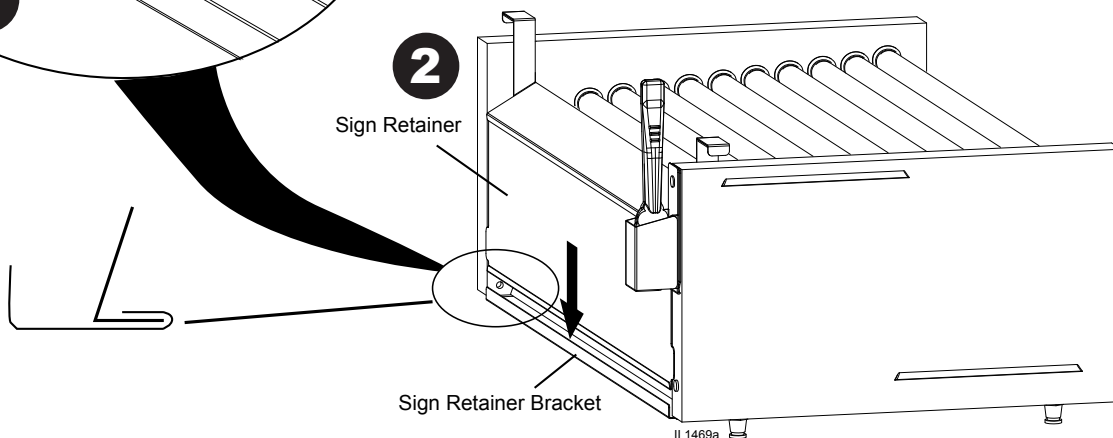
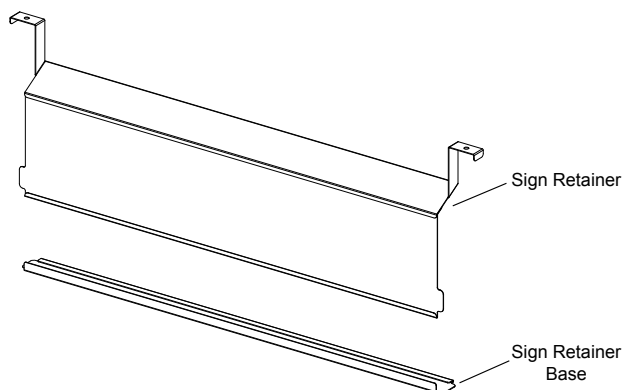
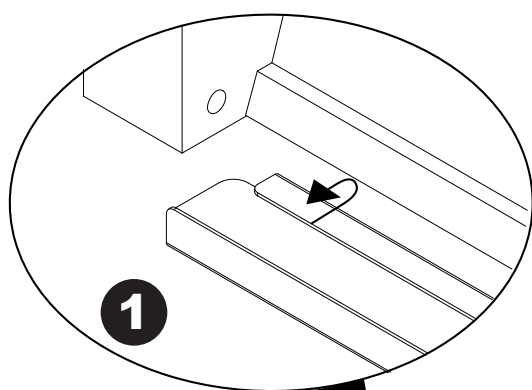
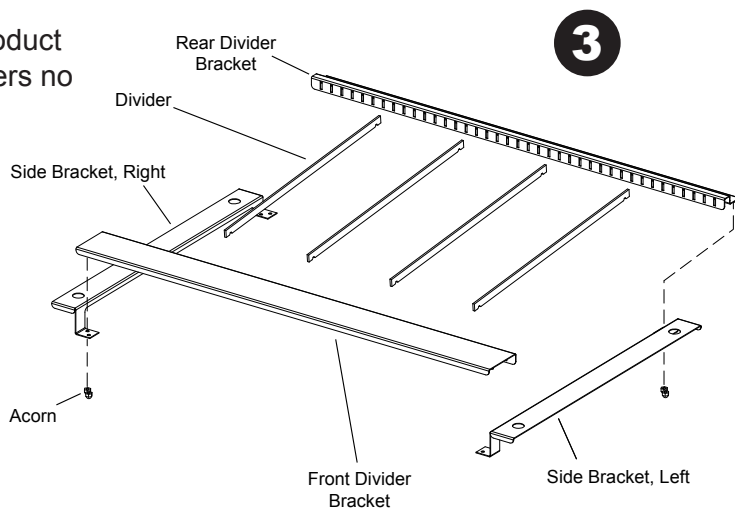
Contents:

- Side Brackets
- Front & Rear Divider Brackets
- Acorn Nuts (8)
- 4 or 6 Dividers depending on application
- Sign Retainer & Sign Retainer Bracket



CAUTION

UNPLUG UNIT BEFORE PROCEEDING.



IL1469a

IL2363