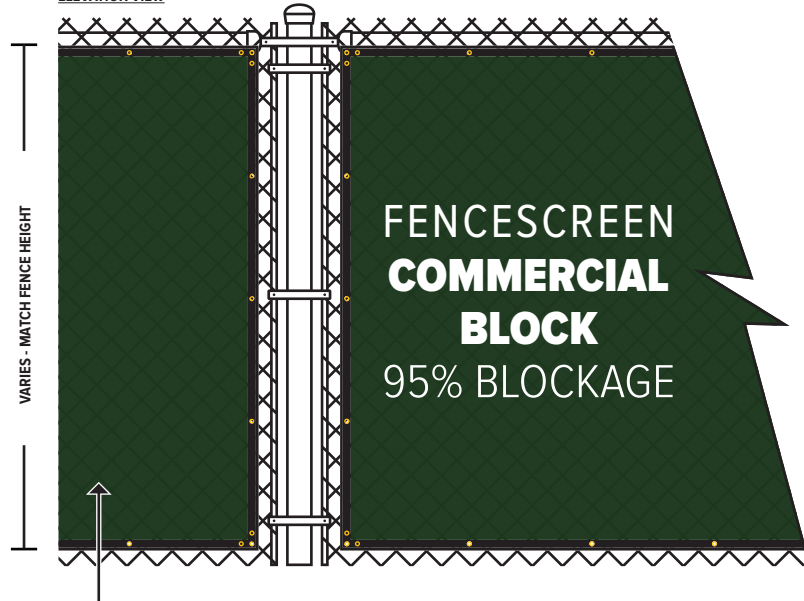


ELEVATION VIEW



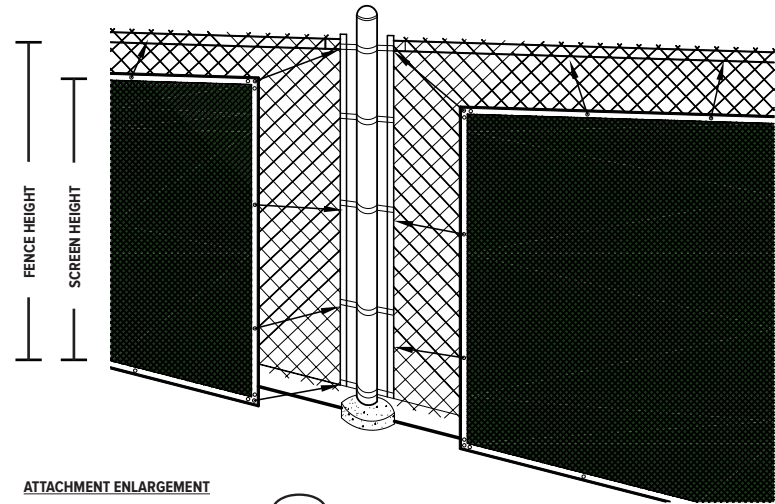
- FENCESCREEN PANELS WITH 2" POLYPROPYLENE WEBBING FOR EDGE REINFORCEMENT.
- 3/8" BRASS GROMMETS AT 24" ON CENTER ATTACH TO FENCE WITH FENCESCREEN FASTENERS OR GALVANIZED HOG RINGS.

### FENCESCREEN MATERIAL SPECIFICATIONS

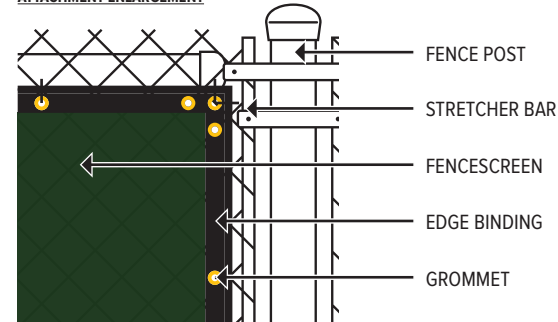
**MATERIAL COMPOSITION:** CLOSED WOVEN POLYPROPYLENE

PROPERTIES	RESULTS
Weight	400 g/m <sup>2</sup>
Grab Tensile	420/256 lbs.
Burst Strength	469 psi
Shade Percentage	95%

ATTACHMENT DETAIL 3D



ATTACHMENT ENLARGEMENT



**NOTE:**

- INSTALL PER FENCESCREEN MANUFACTURER RECOMMENDATION
- REFER TO STRUCTURAL PLANS FOR ALL FOOTING SIZE

**AVAILABLE COLORS:**



**750  
SERIES**

**COMMERCIAL BLOCK  
CLOSED MESH POLYPROPYLENE**



DRAWING #      **CB750 Commercial Block**

**888-313-6313  
WWW.FENCESCREEN.COM**