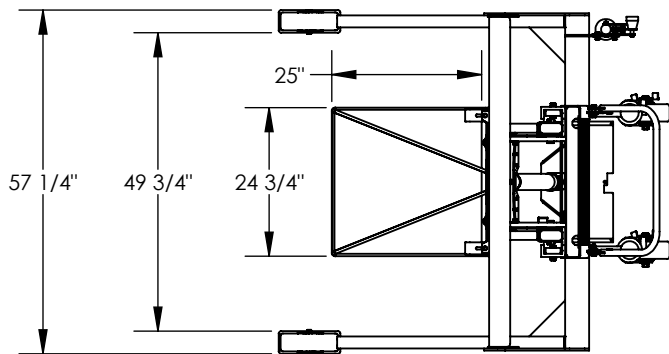


# MULTI-PURPOSE TOTE DUMPER-JMD-1000-72

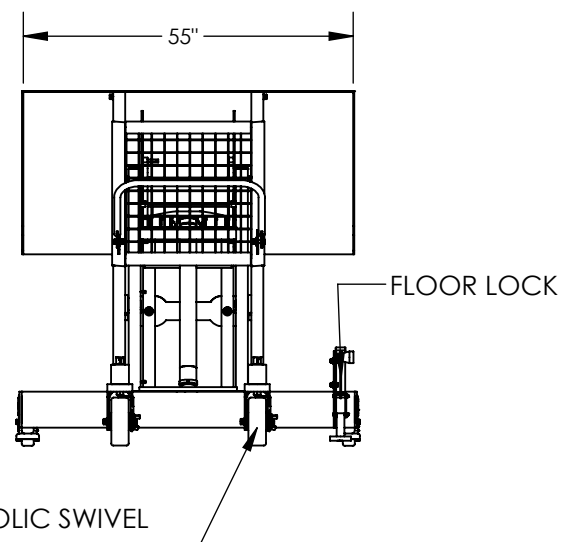
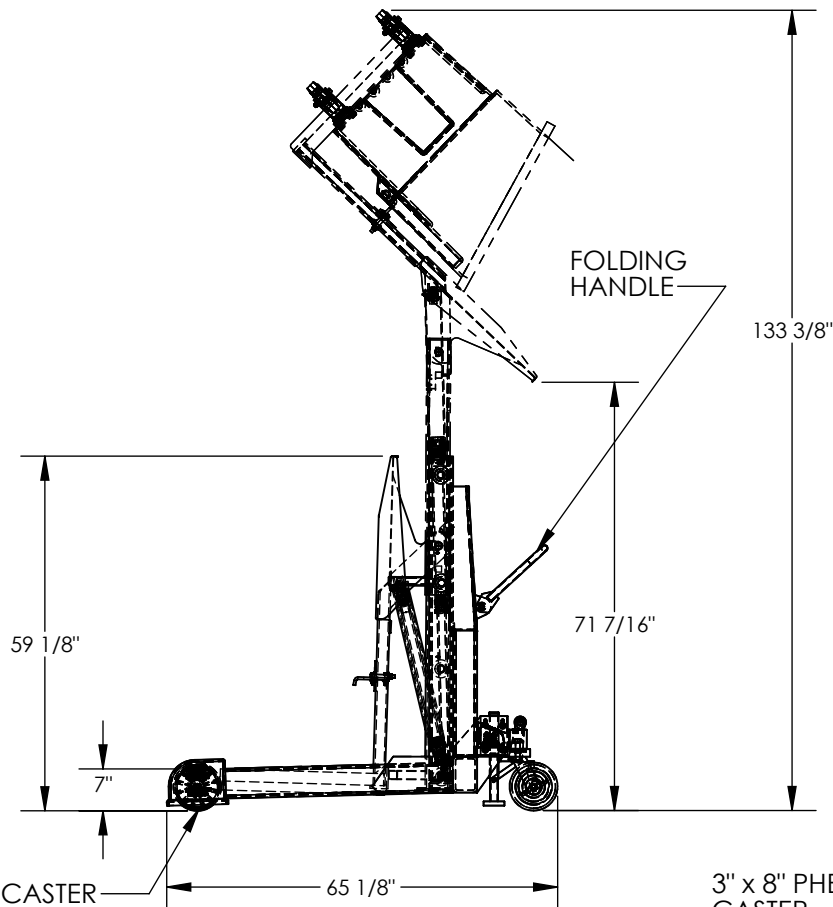
APPROX WEIGHT: 887.37 lbs.  
DOES NOT INCLUDE WEIGHT OF POWER OR PACKAGING!!!

\*\*\*ANY ADDITIONS, DELETIONS, OR OMISSIONS MUST BE CORRECTED ON THIS DRAWING AS THIS DRAWING WILL BE CONSIDERED ALL INCLUSIVE\*\*\*



## 12 V DC POWER

CONTACT FACTORY FOR  
OTHER POWER OPTIONS



ALL GRAPHICS PROVIDED ARE FOR REFERENCE ONLY. IF CERTAIN DIMENSIONS  
ARE CRITICAL PLEASE VERIFY THOSE DIMENSIONS WITH YOUR SALESPERSON

DIMENSION TOLERANCE  $\pm 1/4"$

### STANDARD FEATURES

MODEL NUMBER IS JMD-1000-72  
MAXIMUM CAPACITY IS 600 LBS  
\*CAPACITY MAY BE DOWN RATED TO  
CAPACITY OF TOTE BEING USED  
OVERALL WIDTH IS 57 1/4"  
USABLE CHUTE WIDTH IS 55"  
STRADDLE WIDTH(I.D.) IS 49 3/4"  
OVERALL LENGTH IS 65 1/8"  
DUMP HEIGHT IS 71 7/16"  
LOWERED HEIGHT IS 7"  
OVERALL LOWERED HEIGHT IS 59 1/8"  
OVERALL ROTATED HEIGHT IS 133 3/8"  
MAXIMUM ROTATION ANGLE IS 135°  
FLOOR LOCK  
INCLUDES ONE MPT-2 POLYETHYLENE TOTE (600 LBS CAP)  
DURABLE LIQUID PAINT BLUE FINISH

### \*ADDITIONAL TOTES

\_\_\_MPT-1 TOTE HAS A 200 LBS CAP.  
\_\_\_MPT-2 TOTE HAS A 600 LBS CAP.

### SPECIAL FEATURES

NONE

APPROVAL

I, THE UNDERSIGNED, AGREE THAT THE PRODUCT AS  
REPRESENTED SATISFIES DESIGN AND DIMENSION  
REQUIREMENTS. I ALSO ACKNOWLEDGE MY DUTY TO  
CONFIRM PRODUCT AND INSTALLATION  
COMPLIANCE WITH ALL APPLICABLE FEDERAL, STATE  
AND LOCAL REGULATIONS AND STANDARDS.  
**UNITS REQUIRING APPROVAL DRAWINGS OR  
MODIFIED ARE NON-RETURNABLE**  
[ ] As drawn [ ] As marked

Signed: \_\_\_\_\_ Date: \_\_\_\_\_

Printed Name: \_\_\_\_\_

LEAD TIME WILL START UPON RECEIPT OF SIGNED APPROVAL DRAWING

DISTRIBUTOR'S NAME:

VESTIL MANUFACTURING

DRAWN BY: WHR

DATE: 12/21/2011

REFERENCE: X

SCALE: 1:32

QUOTED LEAD TIME: X

QUOTE # X

P.O.# X

W.O.# X

SALES: X

FILE NAME:

34-007-018