

F
E
D
C
B
A

ITEM NO.	QTY.	PART NO.	DESCRIPTION
1	2	LONG SIDE PANEL ASSEMBLY	SEE DETAIL SHEET
2	2	SHORT SIDE PANEL ASSEMBLY	SEE DETAIL SHEET
3	8	ZG010	2 1/2" BUTT HINGE
4	1	VEG-OBA LINR	2.5" DEEP PLASTIC LINER FOR VEG-OBA



3209 Marquita Drive
Fort Worth, Texas 76116
PH: (817) 244-8300

DWG#	2405	REV.	D
------	------	------	---

ITEM(S)	VEG-OBA P
---------	-----------

DWG TYPE:	PRODUCTION
-----------	------------

TITLE:	PINE ORCHARD BIN 47 3/4" X 47 3/4" X 32" WITH PLASTIC LINER
--------	-------------------------------------------------------------------

MATERIAL:	WOOD/ PLASTIC
-----------	---------------

FINISH:	SEE ORDER
---------	-----------

DRAWN BY:	JVB	DATE	1/26/2009
-----------	-----	------	-----------

CHECKED BY:	CSM	DATE	1/26/2009
-------------	-----	------	-----------

APPROVED BY:	DATE
--------------	------

APPROVED BY:	DATE
--------------	------

RELEASE FOR PRODUCTION	DATE
------------------------	------

USED ON:

SCALE: 1:12	SHEET # 1 OF 3
-------------	----------------

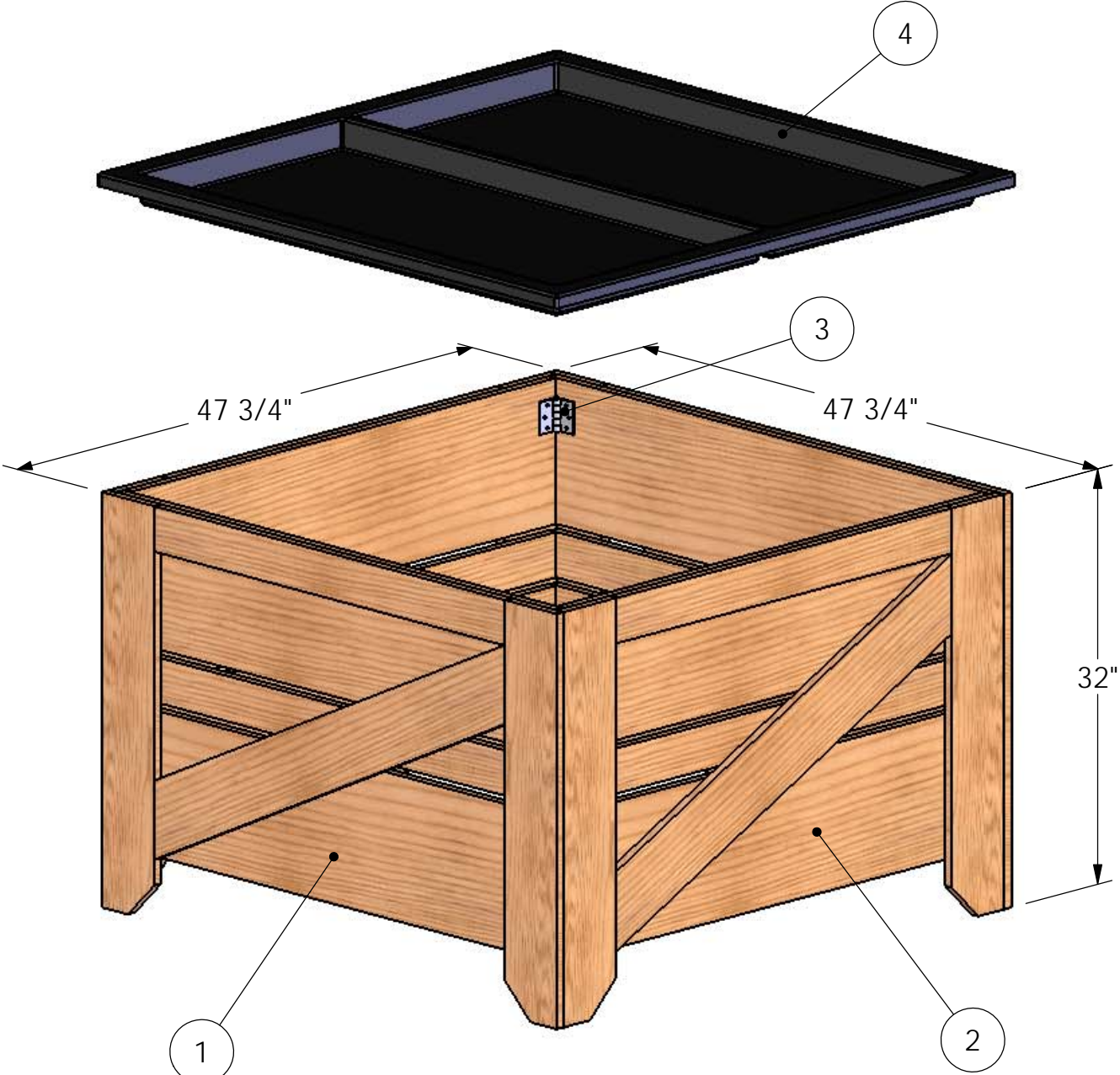
SIZE: B	TITLE BLOCK: TB-2008
---------	----------------------

DRAWN ON:	SOLIDWORKS 2006
-----------	-----------------

UNLESS OTHERWISE SPECIFIED DIMENSIONS ARE IN INCHES AND TOLERANCES ARE:		
FRACTIONS ±1/16"	DECIMALS .X ±.060 .XX ±.030 .XXX ±.015	ANGLES ±1°

THIS DOCUMENT CONTAINS INFORMATION PROPRIETARY AND CONFIDENTIAL TO THE MARCO COMPANY AND MAY NOT BE REPRODUCED, PUBLISHED, OR DISTRIBUTED IN ANY FORM OR DISCLOSED IN WHOLE OR IN PART WITHOUT THE AUTHORIZATION OF THE MARCO COMPANY. ALL RIGHTS RESERVED, COPYRIGHT 2007 THE MARCO COMPANY.

DO NOT SCALE DRAWING



EXPLODED VIEW

REVISIONS					
REV.	BY	CHECKED	DESCRIPTION	APPROVED	DATE
B	SRH	SC	ADD CJ APPROVAL OF DRAWING	CJ	3-20-02
C	JVB	CSM	MODIFIED OB DIMS TO FIT LINER.---DELETED LATH.---DIMENSION DRAWING.		1-26-09
D	SC		ADD LINER BACK TO DRAWING	MIKE B.	4-23-13

QTY 2 PER UNIT

ITEM NO.	QTY.	PART NO.	DESCRIPTION
1	2	LONG SIDE 1X12	3/4" X 11 1/4" X 46" PINE 1X12 (NS)
2	1	LONG SIDE DIAGONAL	3/4" X 5 1/2" X 43 7/16" PINE 1X6 (NS+M2)
3	2	OBA LEG	3/4" X 5 1/2" X 32" PINE 1X6 (NS+M1)
4	1	LONG SIDE CENTER RAIL	3/4" X 3 1/2" X 46" PINE 1X4 (NS)
5	1	LONG SIDE TOP RAIL	3/4" X 3 1/2" X 36 3/4" PINE 1X4 (NS)



DWG#

2405

REV.

D

ITEM(S)

VEG-OBA P

DWG TYPE:

PRODUCTION

TITLE:

**PINE ORCHARD BIN
47 3/4" X 47 3/4" X 32"H
WITH PLASTIC LINER**

MATERIAL:

WOOD/ PLASTIC

FINISH:

SEE ORDER

DRAWN BY:

JVB

DATE _____

1/26/2009

CHECKED BY:

CSM

DATE _____

1/26/2009

APPROVED BY:

DATE _____

APPROVED BY:

DATE _____

RELEASE FOR PRODUCTION

DATE _____

USED ON:

SCALE: 1:8

SHEET # 2 OF 3

SIZE:

R

TITLE BLOCK: TB-2008

DRAWN ON:

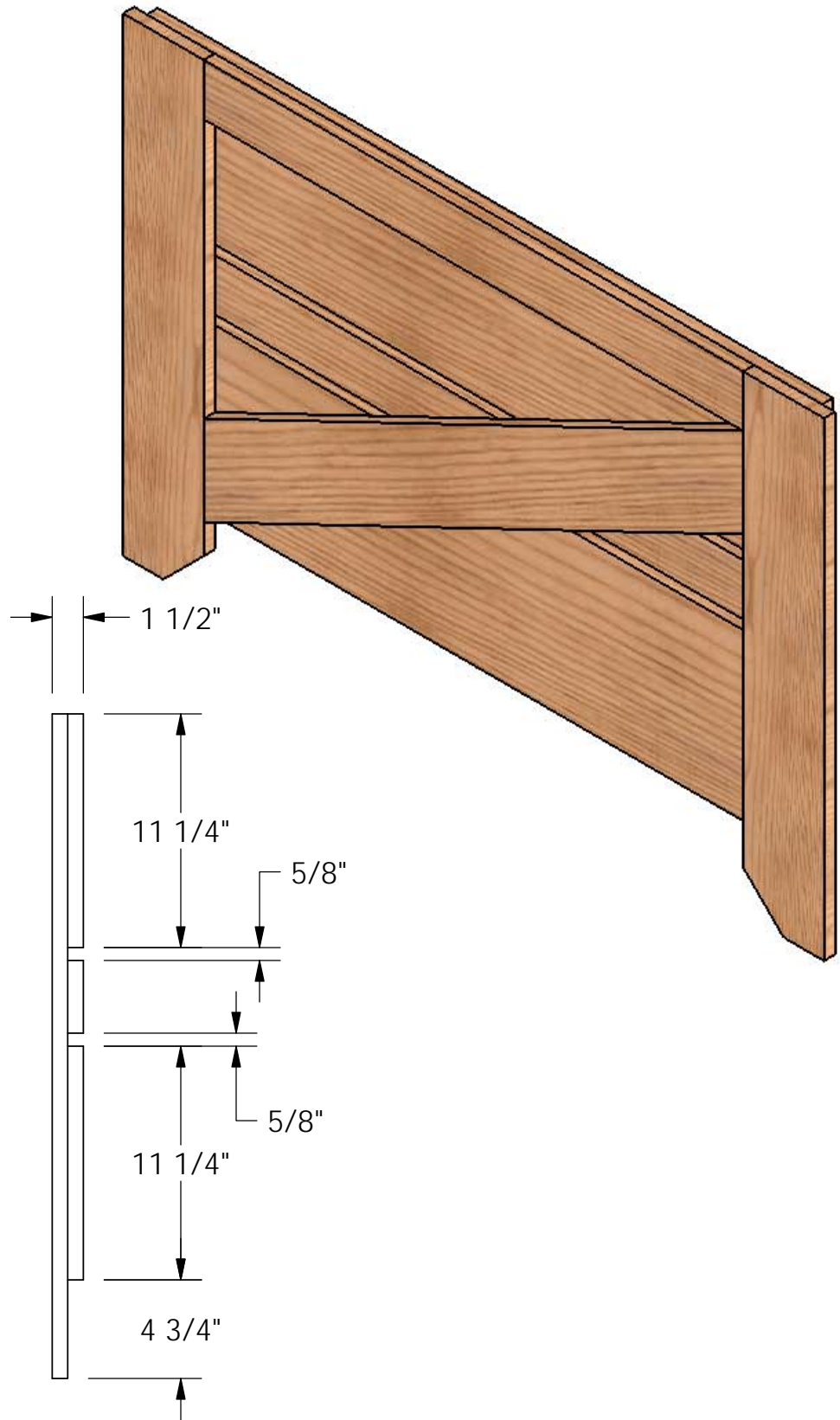
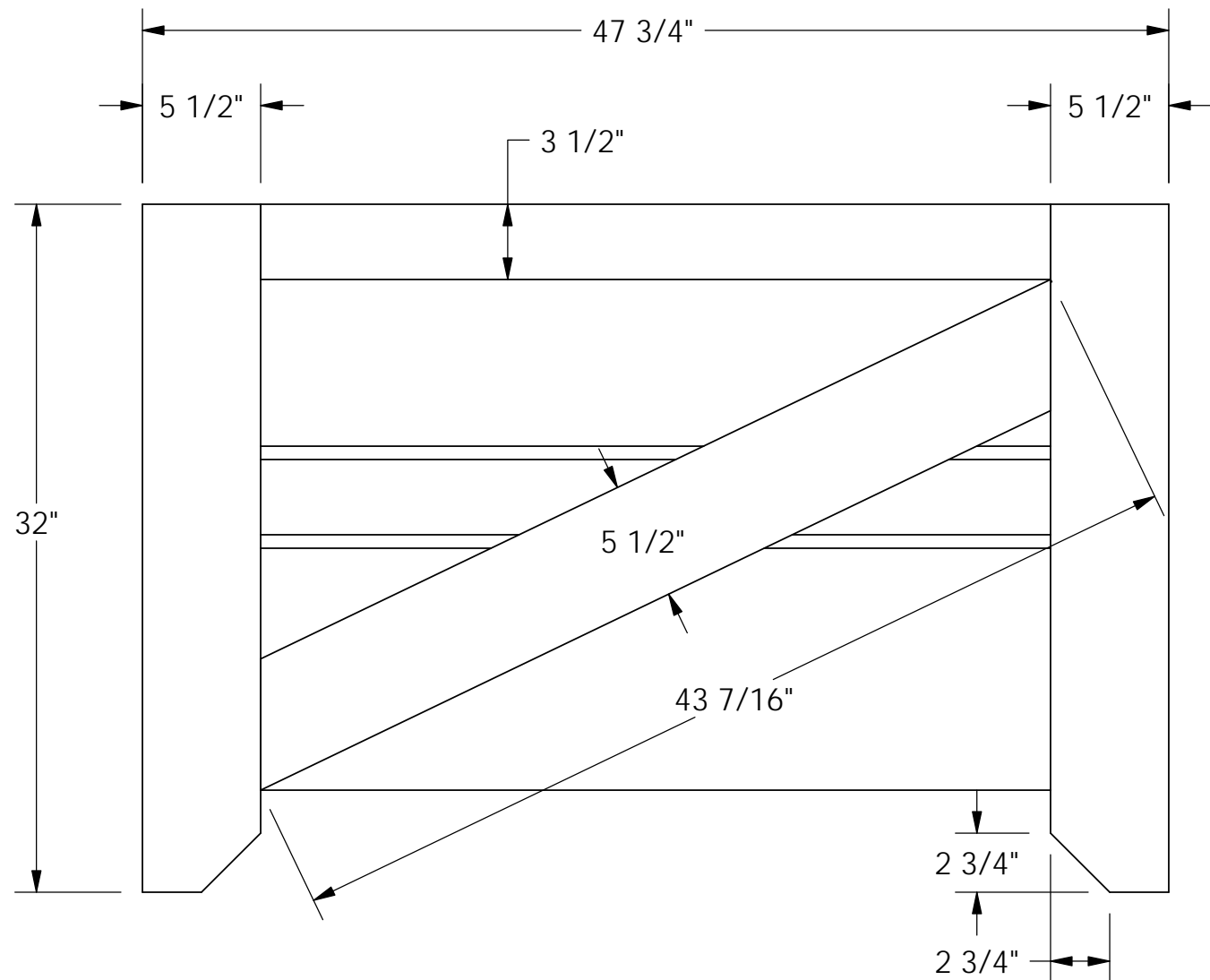
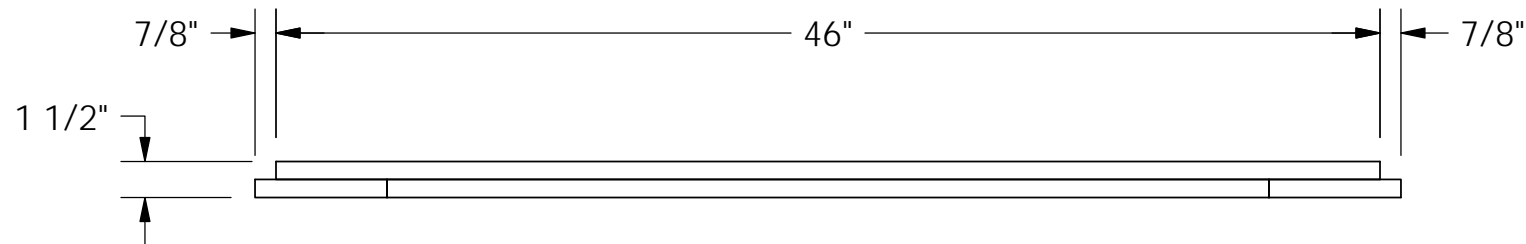
SOLIDWORKS 2006

UNLESS OTHERWISE SPECIFIED
DIMENSIONS ARE IN INCHES AND
TOLERANCES ARE:

FRACTIONS $\pm 1/16"$	DECIMALS .X $\pm .060$.XX $\pm .030$.XXX $\pm .015$	ANGLES $\pm 1^\circ$
--------------------------	----------------------------------------------------------------	-------------------------

THIS DOCUMENT CONTAINS INFORMATION
PROPRIETARY AND CONFIDENTIAL TO
THE MARCO COMPANY AND MAY NOT BE
REPRODUCED, PUBLISHED, OR DISTRIBUTED
IN ANY FORM OR DISCLOSED IN WHOLE OR IN
PART WITHOUT THE AUTHORIZATION OF
THE MARCO COMPANY. ALL RIGHTS RESERVED
COPYRIGHT 2007 THE MARCO COMPANY.

DO NOT SCALE DRAWING



SHORT SIDE PANEL ASSEMBLY
QTY 2 PER UNIT

ITEM NO
1
2
3
4
5

The diagram illustrates the dimensions for a Short Side Panel Assembly. The front view (top) shows a panel with a total width of 44 1/2" and a height of 1 1/2". The side view (bottom) shows a panel with a total width of 46 1/4" and a height of 32". The side view also shows internal dimensions: 5 1/2" for the top and bottom flanges, 3 1/2" for the central panel, and 5 1/2" for the diagonal bracing. The bottom flange has a width of 2 3/4" and a height of 2 3/4".

ITEM NO.	QTY.	PART NO.	DESCRIPTION
1	2	SHORT SIDE 1X12	3/4"3/4" X 11 1/4" X 44 1/2" PINE 1X12 (NS)
2	1	SHORT SIDE DIAGONAL	3/4" X 5 1/2" X 42 1/8" PINE 1X6 (NS+M2)
3	2	OBA LEG	3/4" X 5 1/2" X 32" PINE 1X6 (NS+M1)
4	1	SHORT SIDE CENTER RAIL	3/4" X 3 1/2" X 44 1/2" PINE 1X4 (NS)
5	1	SHORT SIDE TOP RAIL	3/4" X 3 1/2" X 35 1/4" PINE 1X4 (NS)



DWG#	2405	REV.	D
------	------	------	---

ITEM(S)	VEG-OBA P
---------	-----------

DWG TYPE:
PRODUCTION

TITLE:

**PINE ORCHARD BIN
47 3/4" X 47 3/4" X 32"H
WITH PLASTIC LINER**

MATERIAL: **WOOD/ PLASTIC**

FINISH:	SEE ORDER
---------	------------------

DRAWN BY: JVB	DATE 1/26/2009
-------------------------	--------------------------

CHECKED BY: CSM	DATE 1/26/2009
---------------------------	--------------------------

APPROVED BY:	DATE
--------------	------

APPROVED BY:	DATE
--------------	------

RELEASE FOR PRODUCTION	DATE
------------------------	------

USED ON:

SCALE: 1:8	SHEET # 3 OF 3
------------	----------------

SIZE: B	TITLE BLOCK: TB-2008
----------------	----------------------

DRAWN ON: **SOLIDWORKS 2006**

UNLESS OTHERWISE SPECIFIED DIMENSIONS ARE IN INCHES AND TOLERANCES ARE:		
FRACTIONS ±1/16"	DECIMALS X ± .060 .XX ± .030 .XXX ± .015	ANGLES ±1°

THIS DOCUMENT CONTAINS INFORMATION PROPRIETARY AND CONFIDENTIAL TO THE MARCO COMPANY AND MAY NOT BE REPRODUCED, PUBLISHED, OR DISTRIBUTED IN ANY FORM OR DISCLOSED IN WHOLE OR IN PART WITHOUT THE AUTHORIZATION OF THE MARCO COMPANY. ALL RIGHTS RESERVED, COPYRIGHT 2007 THE MARCO COMPANY.

DO NOT SCALE DRAWING

